



US00D692142S

(12) **United States Design Patent**
Hughes et al.

(10) **Patent No.:** **US D692,142 S**

(45) **Date of Patent:** **** Oct. 22, 2013**

(54) **EAR WORN HEART SENSOR DEVICE**

(75) Inventors: **Darran John Hughes**, Dublin (IE);
Cian Desmond O’Sullivan, Limerick (IE)

(73) Assignee: **Zinc Software Ltd.**, Dublin (IE)

(**) Term: **14 Years**

(21) Appl. No.: **29/407,276**

(22) Filed: **Nov. 27, 2011**

(51) **LOC (9) Cl.** **24-01**

(52) **U.S. Cl.**
USPC **D24/167**

(58) **Field of Classification Search**
USPC D24/165–168, 107, 186, 187, 173–175;
D10/38, 46, 78, 98; 600/301, 382, 384,
600/481, 483, 485, 500–504, 508, 509,
600/587; D14/188, 192
See application file for complete search history.

(56) **References Cited**

U.S. PATENT DOCUMENTS

4,407,295	A	*	10/1983	Steuer et al.	D24/167
D273,706	S	*	5/1984	McCall	D24/174
D341,659	S	*	11/1993	Homayoun et al.	D24/167
D530,819	S	*	10/2006	Jurkiewicz et al.	D24/174
D578,222	S	*	10/2008	Sakurai et al.	D24/187

D585,557	S	*	1/2009	Sakurai et al.	D24/187
D589,152	S	*	3/2009	Champkins	D24/187
D599,329	S	*	9/2009	Champkins	D14/223
D667,127	S	*	9/2012	Lindberg et al.	D24/187
D674,488	S	*	1/2013	McKay et al.	D24/167
2010/0079291	A1	*	4/2010	Kroll et al.	600/595
2010/0262025	A1	*	10/2010	Hu et al.	600/504

* cited by examiner

Primary Examiner — Anhdao Doan

(74) *Attorney, Agent, or Firm* — Soquel Group LLC

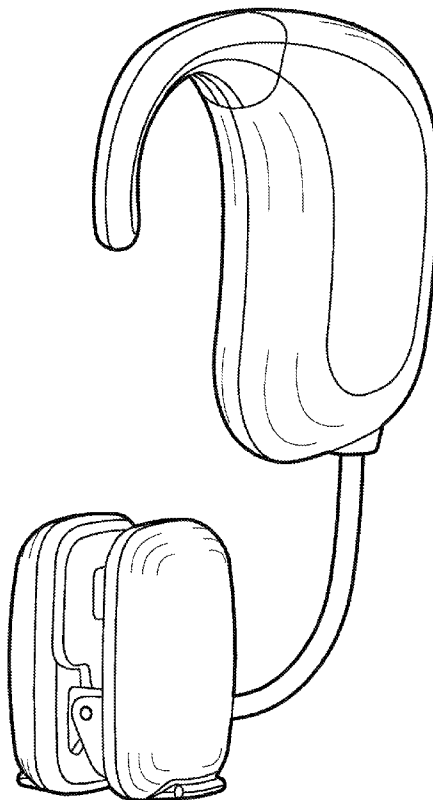
(57) **CLAIM**

The ornamental design for an ear worn heart sensor device, substantially as shown and described.

DESCRIPTION

FIG. 1 is a front isometric view of an ear worn heart sensor device showing our new design; FIG. 2 is a rear isometric view thereof; FIG. 3 is a front elevation view thereof; FIG. 4 is a rear elevation view thereof; FIG. 5 is a side elevation view thereof; and, FIG. 6 is a top plan view thereof. The broken lines in FIGS. 2 and 4 are included for the purpose of illustrating a portion of the ear worn heart sensor device that forms no part of the claimed design.

1 Claim, 6 Drawing Sheets



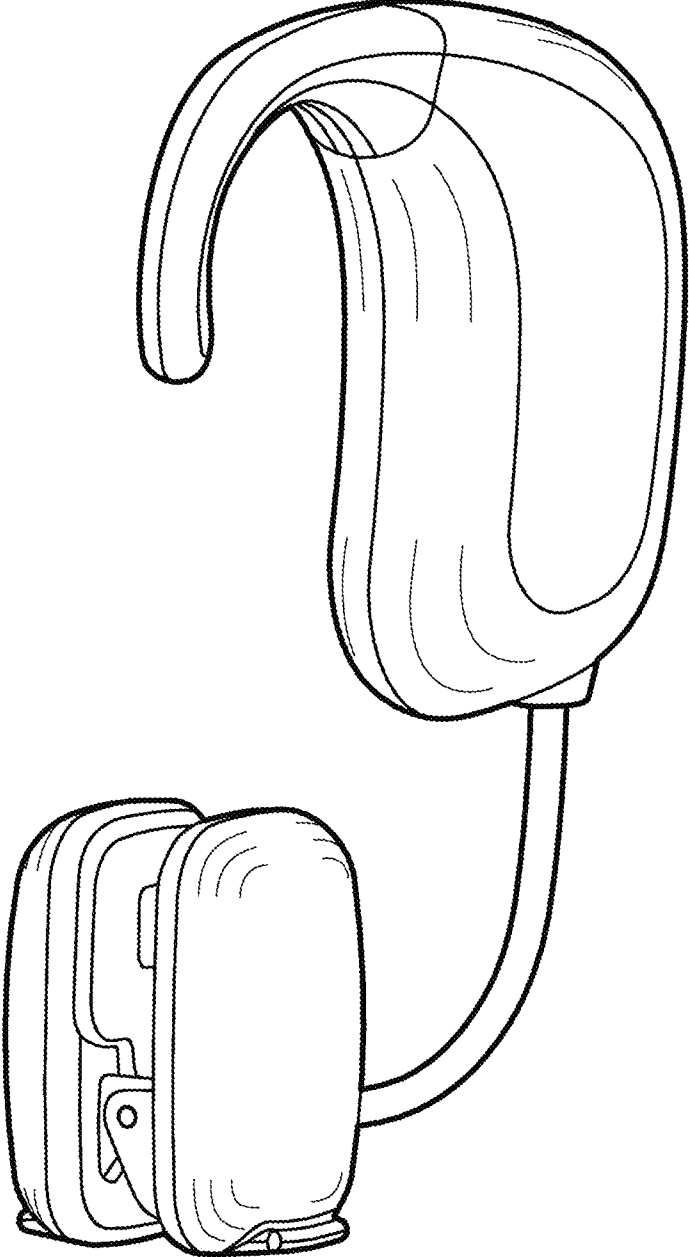


FIG. 1

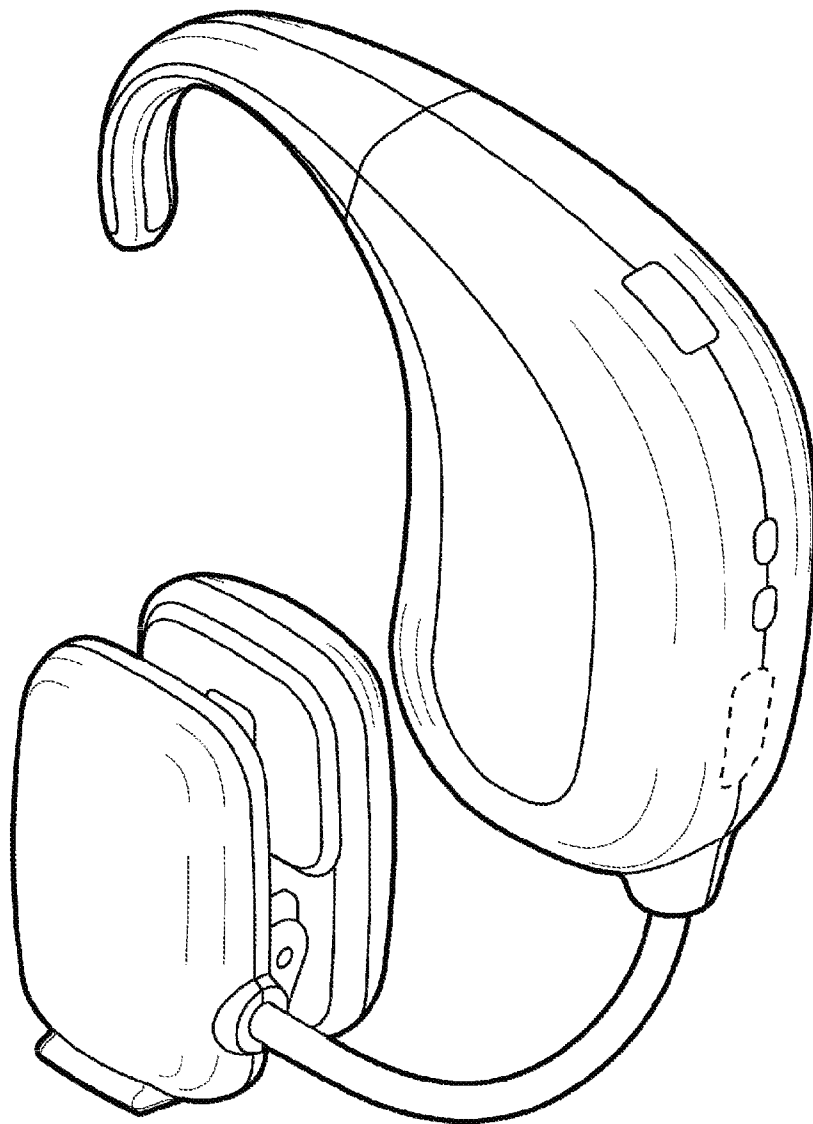


FIG. 2

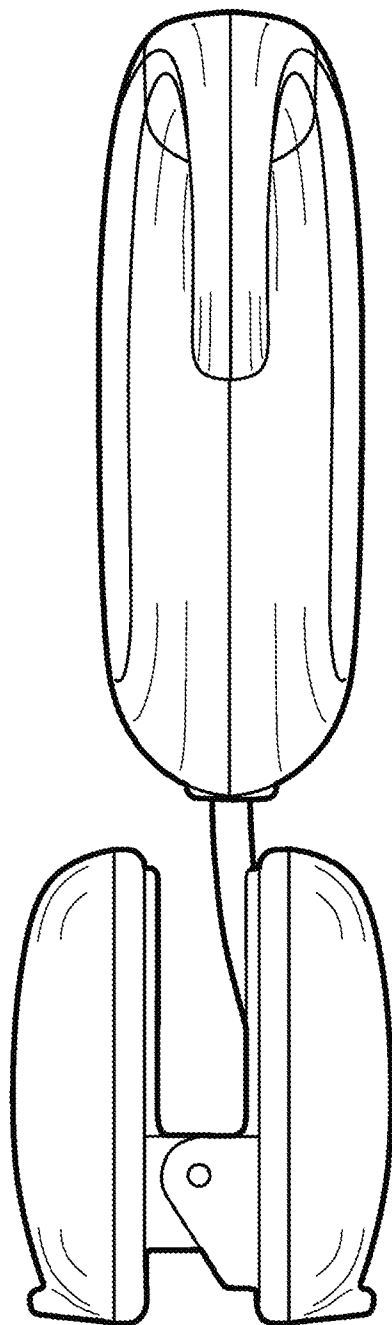


FIG. 3

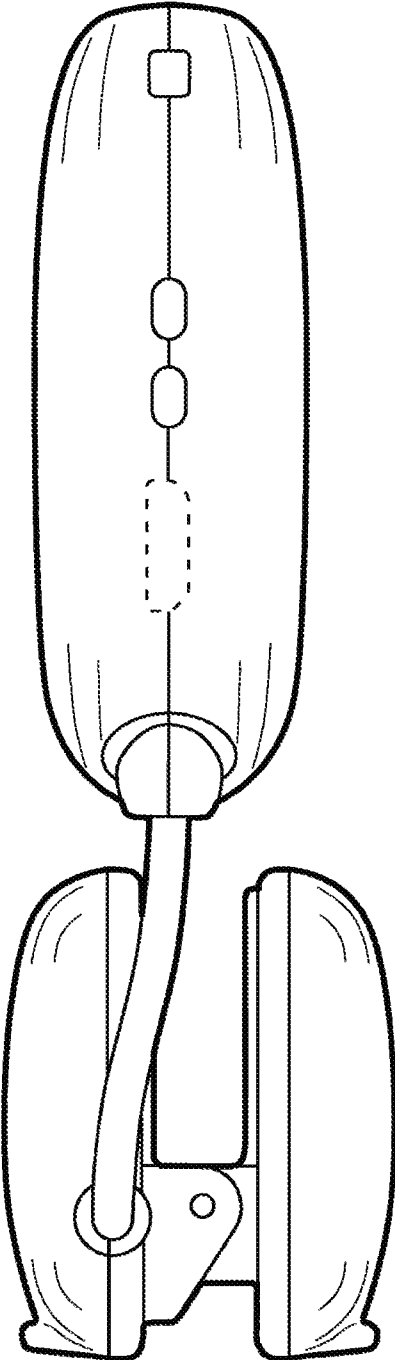


FIG. 4

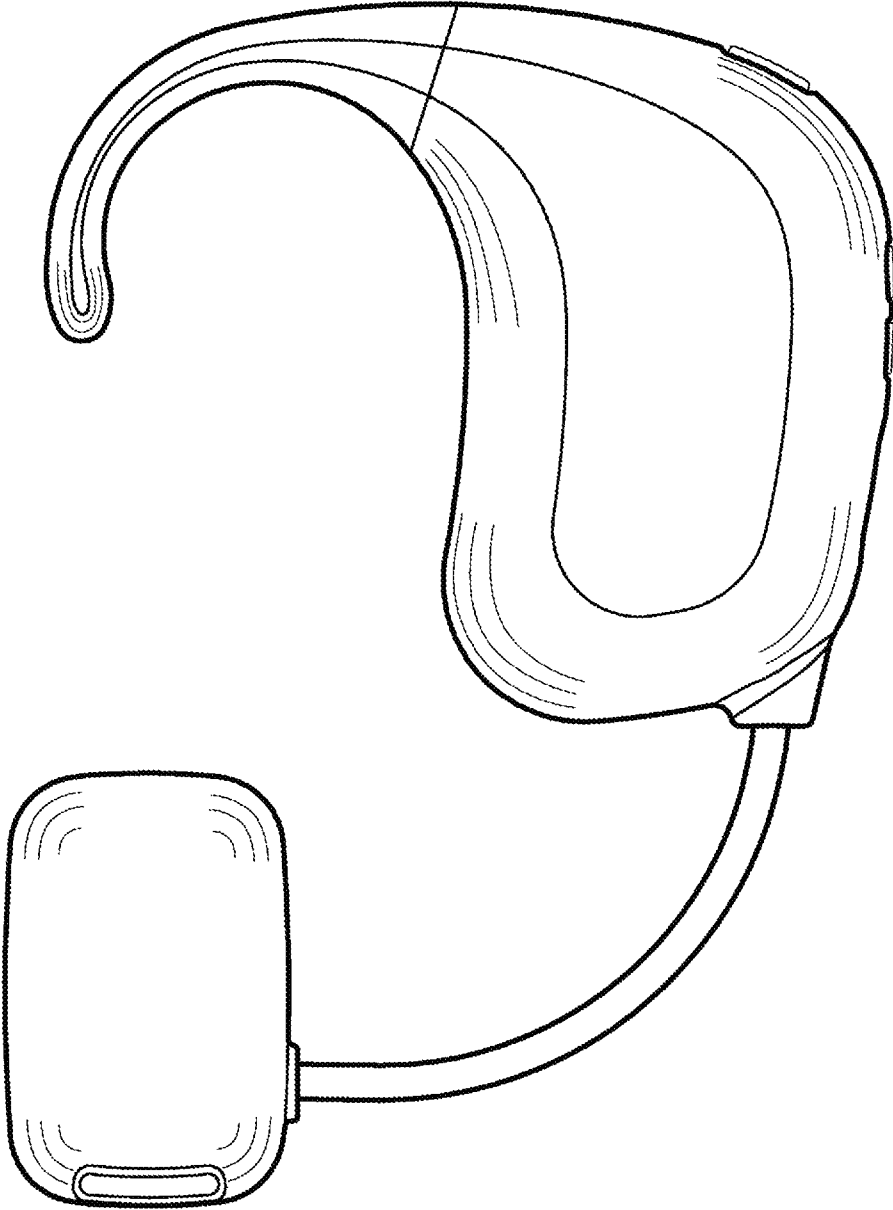


FIG. 5

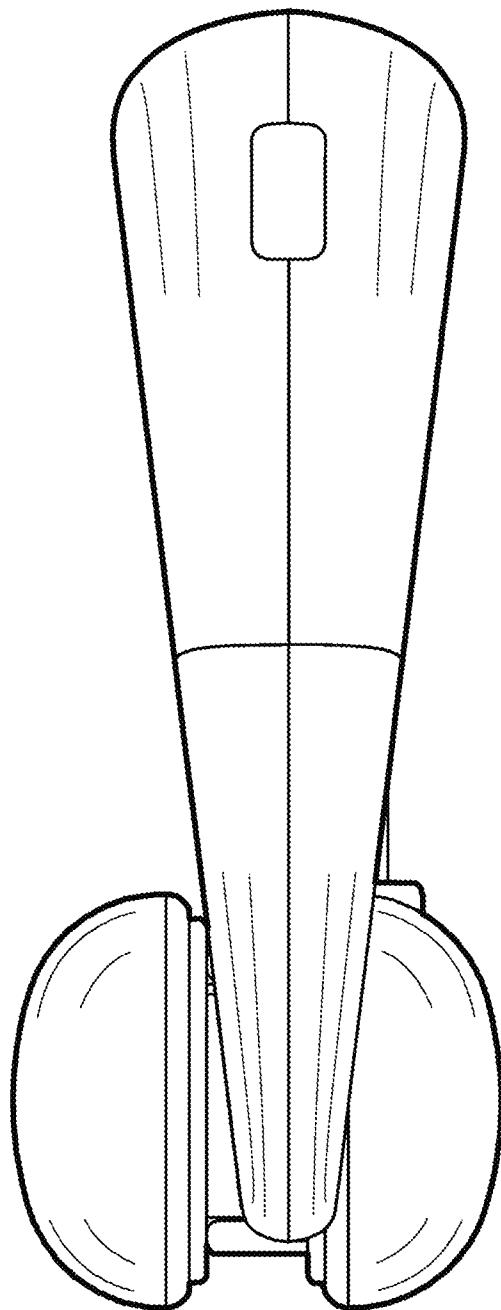


FIG. 6