



US008327124B2

(12) **United States Patent**
Sherman et al.

(10) **Patent No.:** **US 8,327,124 B2**
(45) **Date of Patent:** **Dec. 4, 2012**

- (54) **SD SWITCH BOX IN A CELLULAR HANDSET** 5,893,037 A 4/1999 Reelee et al.
- (75) Inventors: **Itay Sherman**, Hod Hasharon (IL); **Eyal Bychkov**, Hod Hasharon (IL); **Yaron Segalov**, Tel Aviv (IL) 5,907,815 A 5/1999 Grimm et al.
- (73) Assignee: **Google Inc.**, Mountain View, CA (US) 5,913,227 A 6/1999 Raz et al.
- (*) Notice: Subject to any disclaimer, the term of this patent is extended or adjusted under 35 U.S.C. 154(b) by 0 days. 5,928,367 A 7/1999 Nelson et al.
- 6,188,917 B1 2/2001 Laureanti
- 6,201,867 B1 3/2001 Koike
- 6,209,011 B1* 3/2001 Vong et al. 708/112
- 6,243,578 B1 6/2001 Koike
- 6,477,357 B1 11/2002 Cook
- 6,516,202 B1 2/2003 Hawkins et al.
- 6,640,113 B1 10/2003 Shim et al.

(Continued)

FOREIGN PATENT DOCUMENTS

- (21) Appl. No.: **13/170,169** EP 1871075 A1 12/2007
- (22) Filed: **Jun. 27, 2011** (Continued)

(65) **Prior Publication Data**
US 2011/0314268 A1 Dec. 22, 2011

Primary Examiner — Mark Connolly
(74) *Attorney, Agent, or Firm* — Soquel Group LLC

Related U.S. Application Data

(57) **ABSTRACT**

- (63) Continuation of application No. 11/827,525, filed on Jul. 11, 2007, now Pat. No. 7,970,433.
- (60) Provisional application No. 60/933,792, filed on Jun. 8, 2007.
- (51) **Int. Cl.**
G06F 9/00 (2006.01)
G06F 9/24 (2006.01)
G06F 15/177 (2006.01)
- (52) **U.S. Cl.** 713/1; 713/2
- (58) **Field of Classification Search** 713/1, 2
See application file for complete search history.

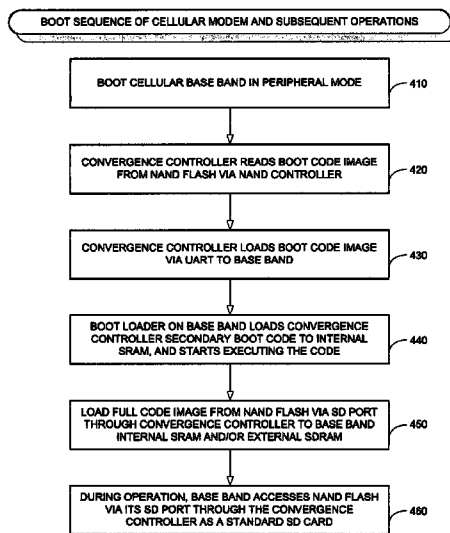
A cellular handset, including a cellular base band modem, including a UART interface, and an SD host interface, a NAND flash memory, a NAND controller coupled with the NAND flash memory, a host device including a host controller, wherein the electronic host device supports an SD connection, and a convergence controller coupled with the cellular base band modem, the host device and the NAND controller, including a UART port for transferring data to and from the cellular base band modem via the UART interface, an SD port for transferring data to and from the cellular base band modem via the SD host interface, an SD port for transferring data to and from the NAND flash memory via the NAND controller, an SD port for transferring data to and from the host device via the host controller, a first mailbox into which the base band modem writes messages and from which the host device reads messages, and a second mailbox into which the host device writes messages and from which the cellular base band modem reads messages. A method is also described and claimed.

(56) **References Cited**

U.S. PATENT DOCUMENTS

- 5,625,673 A 4/1997 Grewe et al.
- 5,628,055 A 5/1997 Stein
- 5,809,115 A 9/1998 Inkinen
- 5,890,016 A 3/1999 Tso

22 Claims, 11 Drawing Sheets



U.S. PATENT DOCUMENTS

6,665,802	B1*	12/2003	Ober	713/320
6,690,947	B1	2/2004	Tom	
6,888,202	B2*	5/2005	Kang et al.	257/391
6,898,283	B2	5/2005	Wycherley et al.	
6,907,264	B1	6/2005	Sterkel	
6,999,792	B2	2/2006	Warren	
7,085,542	B2	8/2006	Dietrich et al.	
7,194,285	B2	3/2007	Tom	
7,266,391	B2	9/2007	Warren	
7,383,362	B2*	6/2008	Yu et al.	710/22
7,395,313	B2	7/2008	Ketola	
7,596,666	B2	9/2009	Ahn et al.	
7,739,738	B1*	6/2010	Sobel et al.	726/24
7,774,027	B2	8/2010	Parikh et al.	
7,827,337	B2	11/2010	Jeong	
7,970,433	B2*	6/2011	Sherman et al.	455/550.1
7,971,046	B2*	6/2011	Mansson et al.	713/1
8,069,282	B2*	11/2011	Sherman et al.	710/36
2002/0090980	A1	7/2002	Wilcox et al.	
2002/0151327	A1	10/2002	Levitt	
2003/0084287	A1	5/2003	Wang et al.	
2004/0233930	A1	11/2004	Colby, Jr.	
2004/0236997	A1*	11/2004	Poo	714/36
2004/0268005	A1	12/2004	Dickie	
2005/0070225	A1	3/2005	Lee	
2005/0159184	A1	7/2005	Kerner et al.	
2005/0228980	A1	10/2005	Brokish et al.	

2006/0003804	A1	1/2006	Liu	
2006/0105722	A1	5/2006	Kumar	
2006/0241353	A1	10/2006	Makino et al.	
2007/0004450	A1	1/2007	Parikh	
2007/0018957	A1	1/2007	Seo	
2007/0079030	A1	4/2007	Okuley et al.	
2007/0145152	A1	6/2007	Jogand-Coulomb et al.	
2007/0161404	A1	7/2007	Yasujima et al.	
2007/0168652	A1*	7/2007	Mylly et al.	713/2
2007/0233955	A1*	10/2007	Luo et al.	711/115
2007/0288583	A1	12/2007	Rensin et al.	
2008/0008142	A1	1/2008	Aldaz et al.	
2008/0009325	A1	1/2008	Zinn et al.	
2008/0026794	A1	1/2008	Warren	
2008/0040354	A1	2/2008	Ray et al.	
2008/0140886	A1	6/2008	Izutsu	
2008/0305833	A1*	12/2008	Sherman et al.	455/558
2010/0093401	A1*	4/2010	Moran et al.	455/566
2010/0146256	A1*	6/2010	Luo et al.	713/2
2011/0014951	A1*	1/2011	Sherman et al.	455/558

FOREIGN PATENT DOCUMENTS

WO	9421058	A1	9/1994
WO	0059247	A1	10/2000
WO	0186922	A1	11/2001
WO	03103174	A1	12/2003
WO	2006126777	A1	11/2006

* cited by examiner

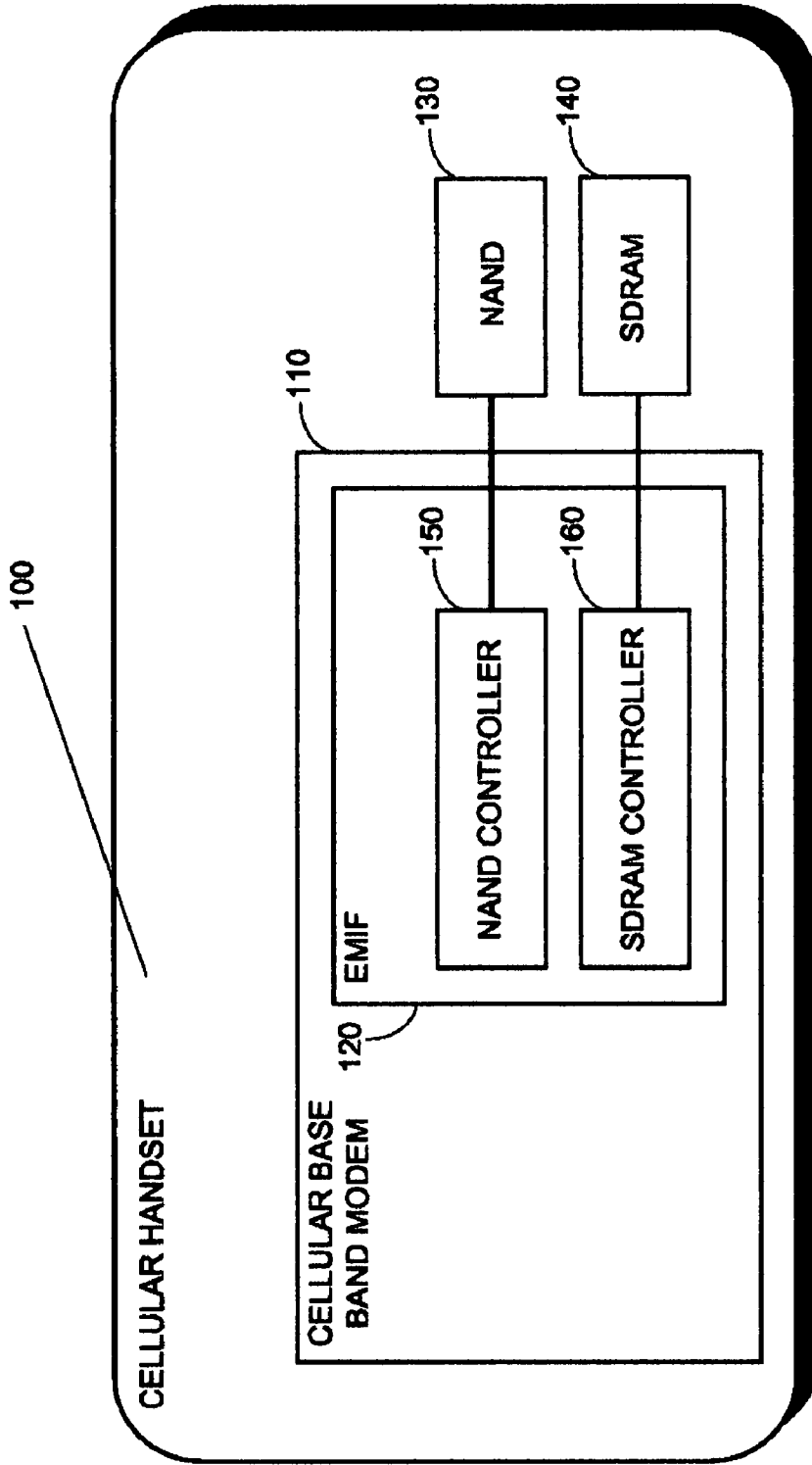


FIG. 1
(PRIOR ART)

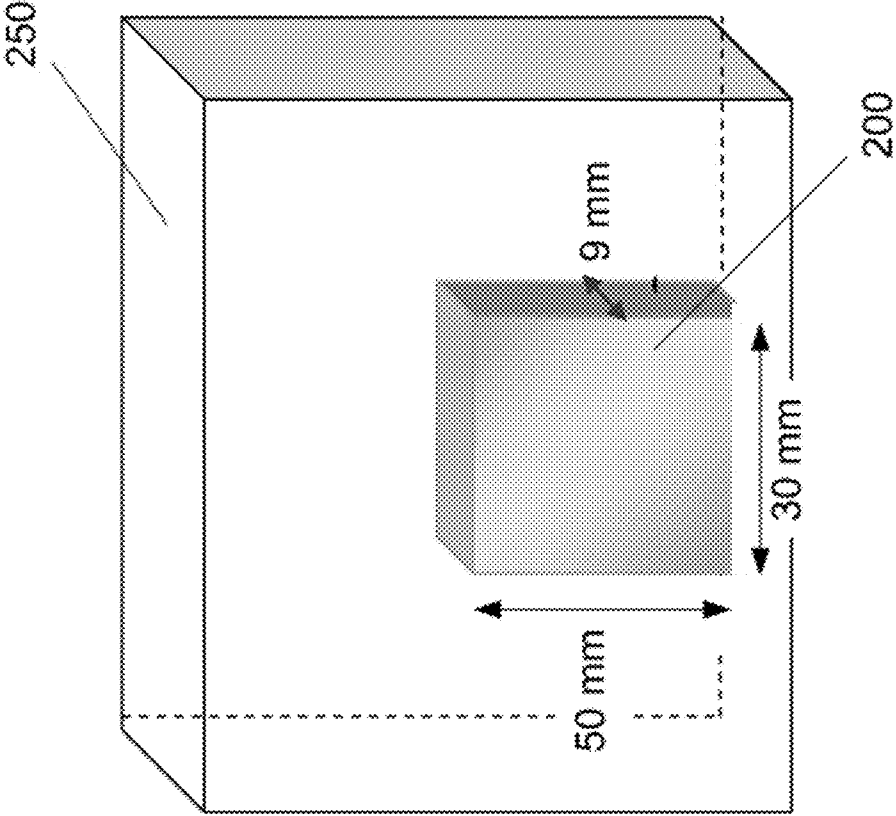


FIG. 2

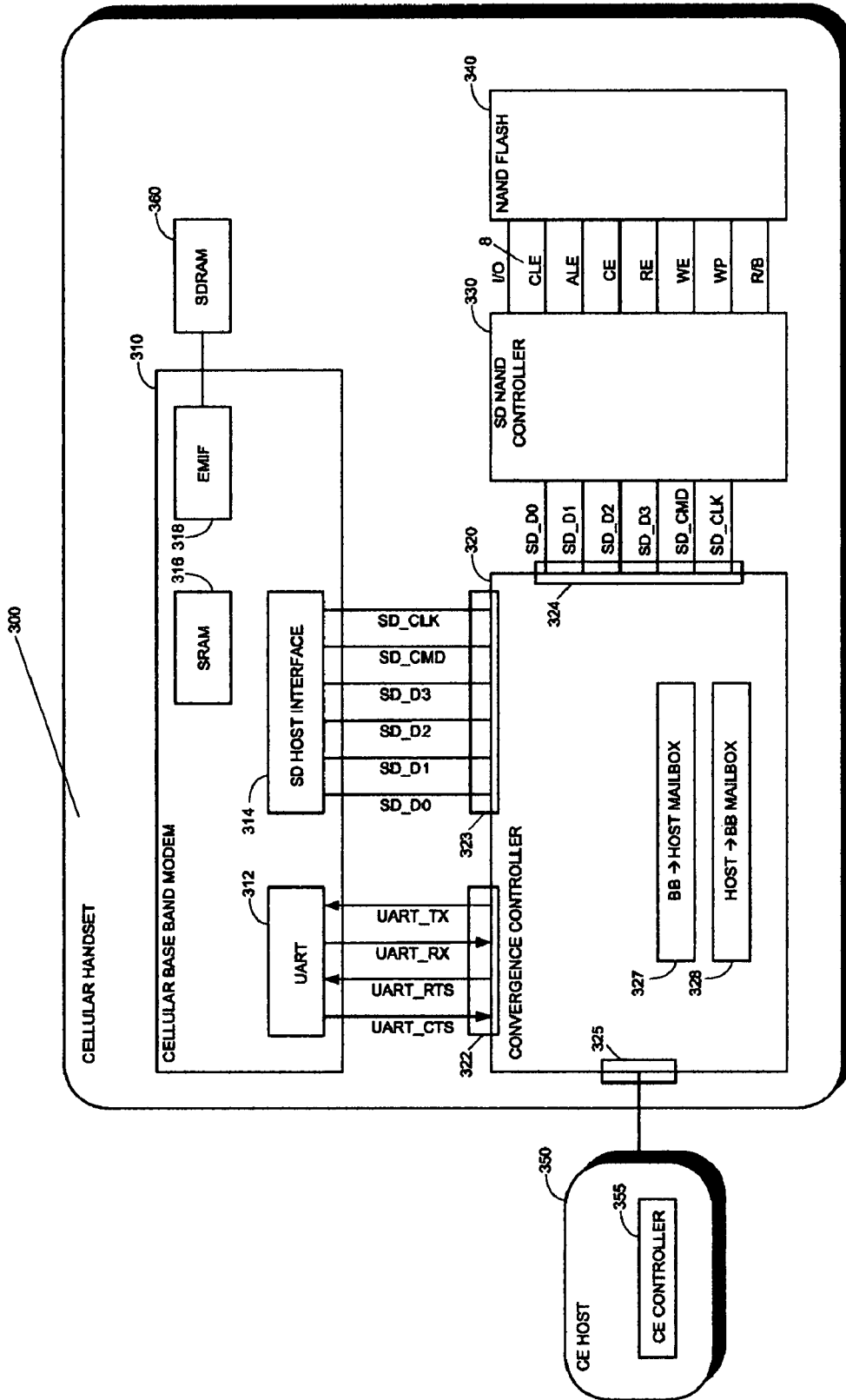


FIG. 3

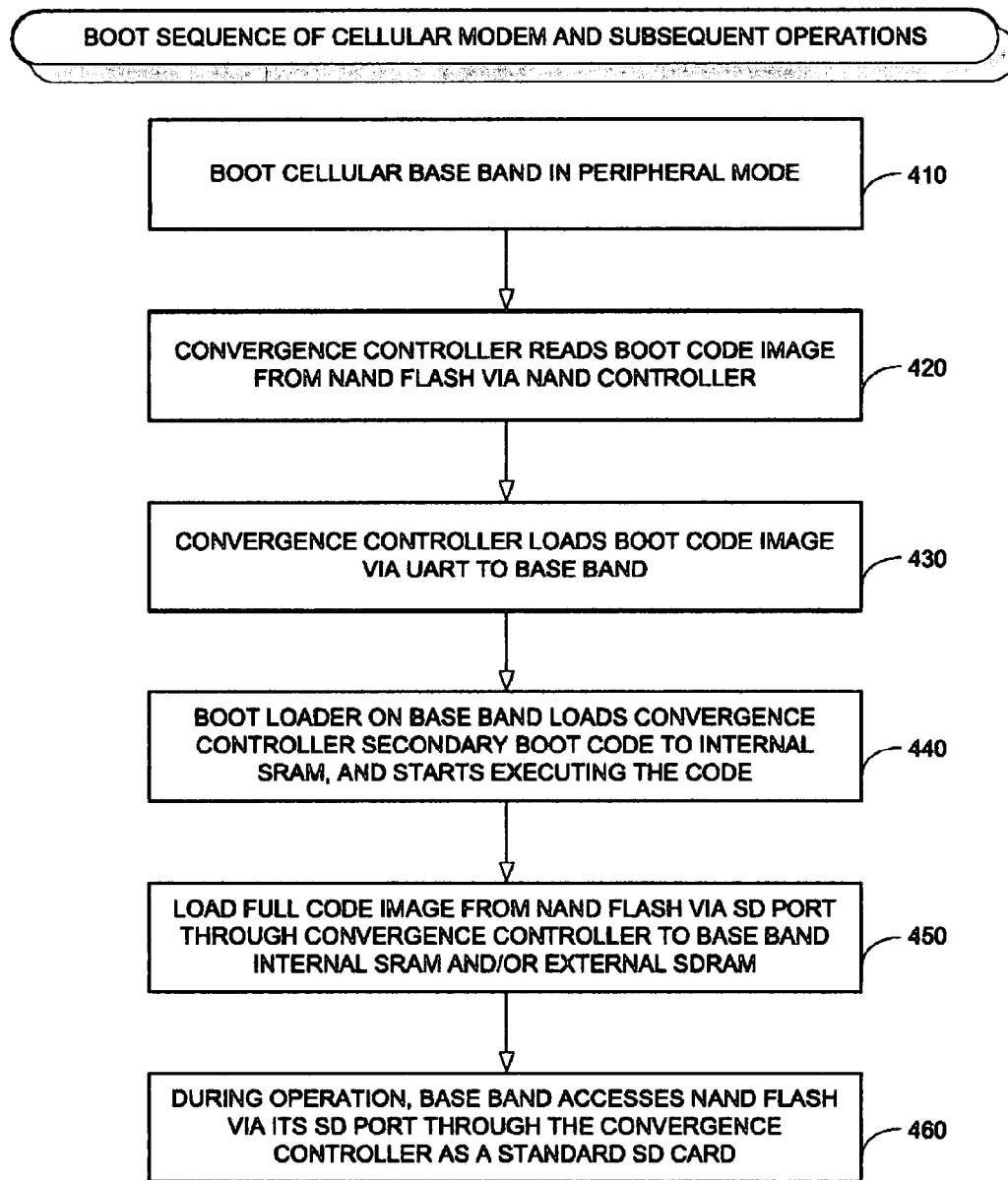


FIG. 4

COMMUNICATION BETWEEN CE HOST AND CELLULAR BASE BAND AND ACCESS TO SD STORAGE

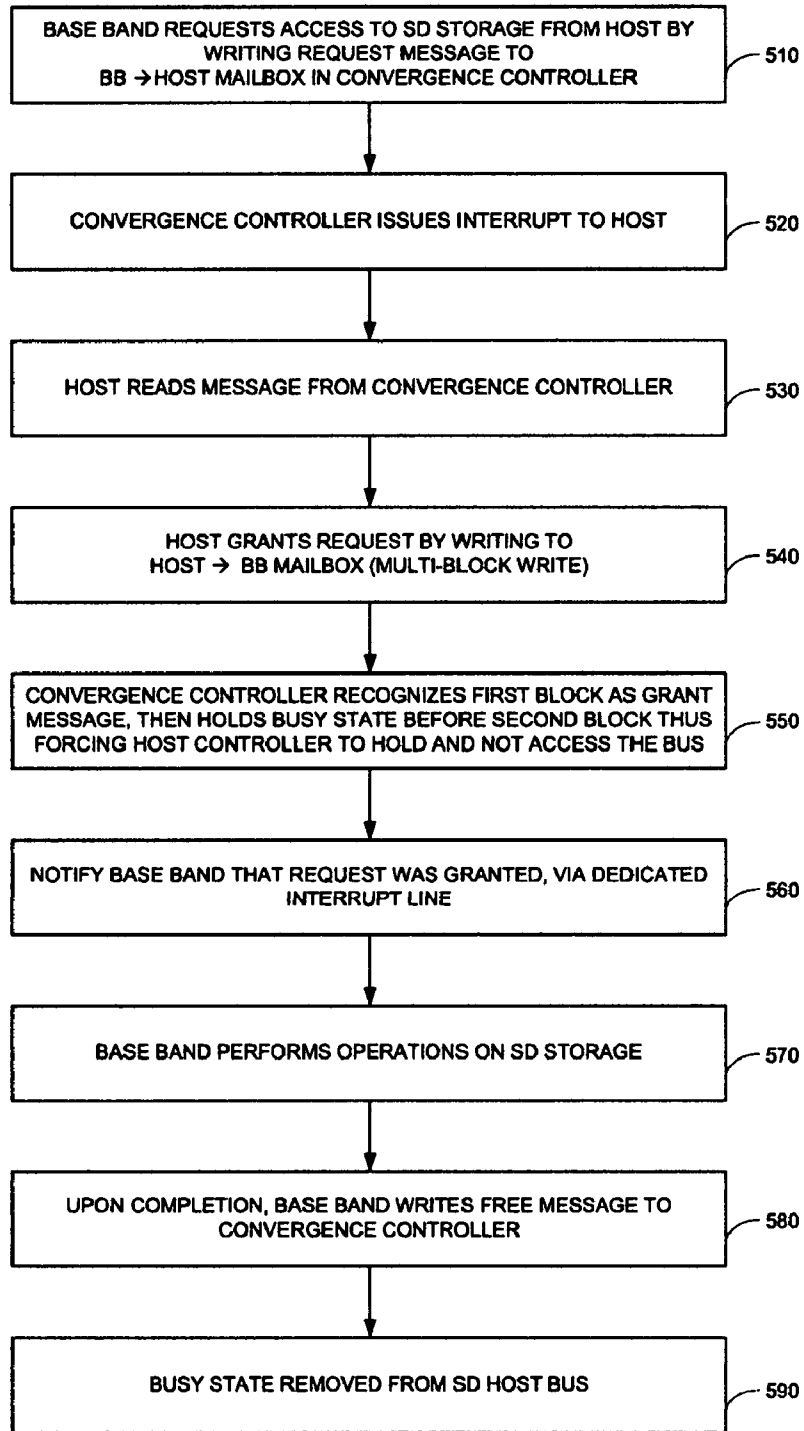


FIG. 5

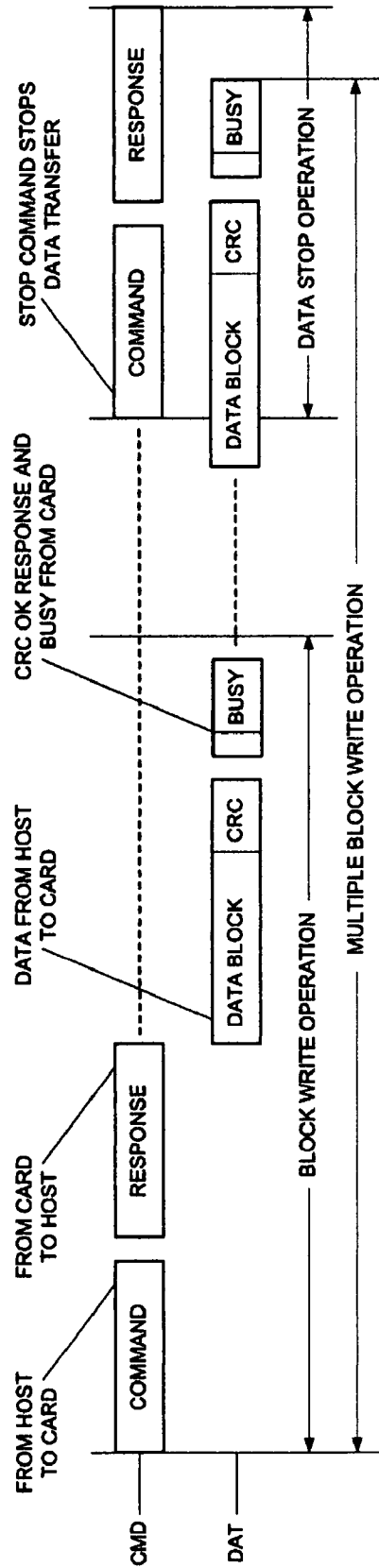


FIG. 6
(PRIOR ART)

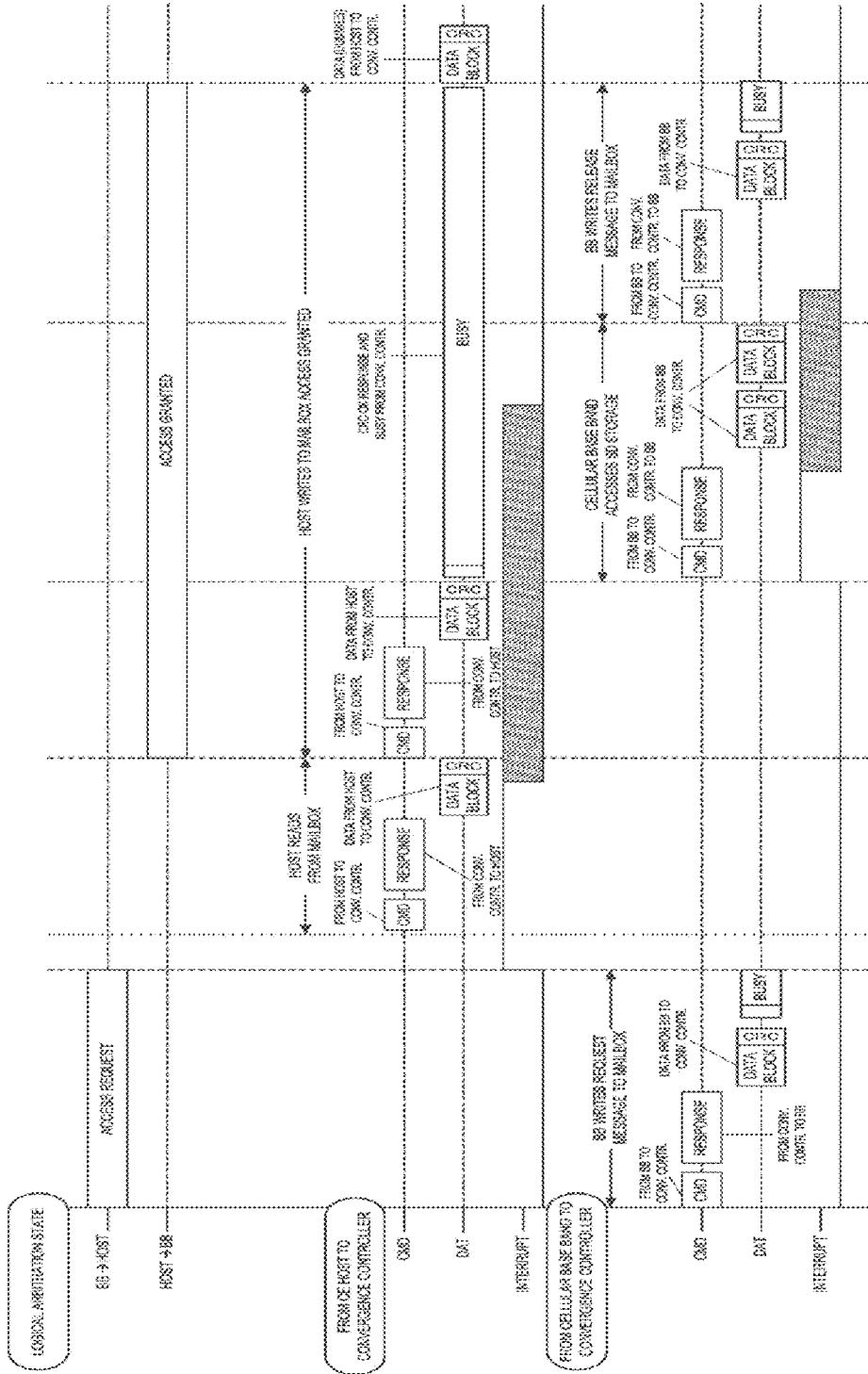


FIG. 7A

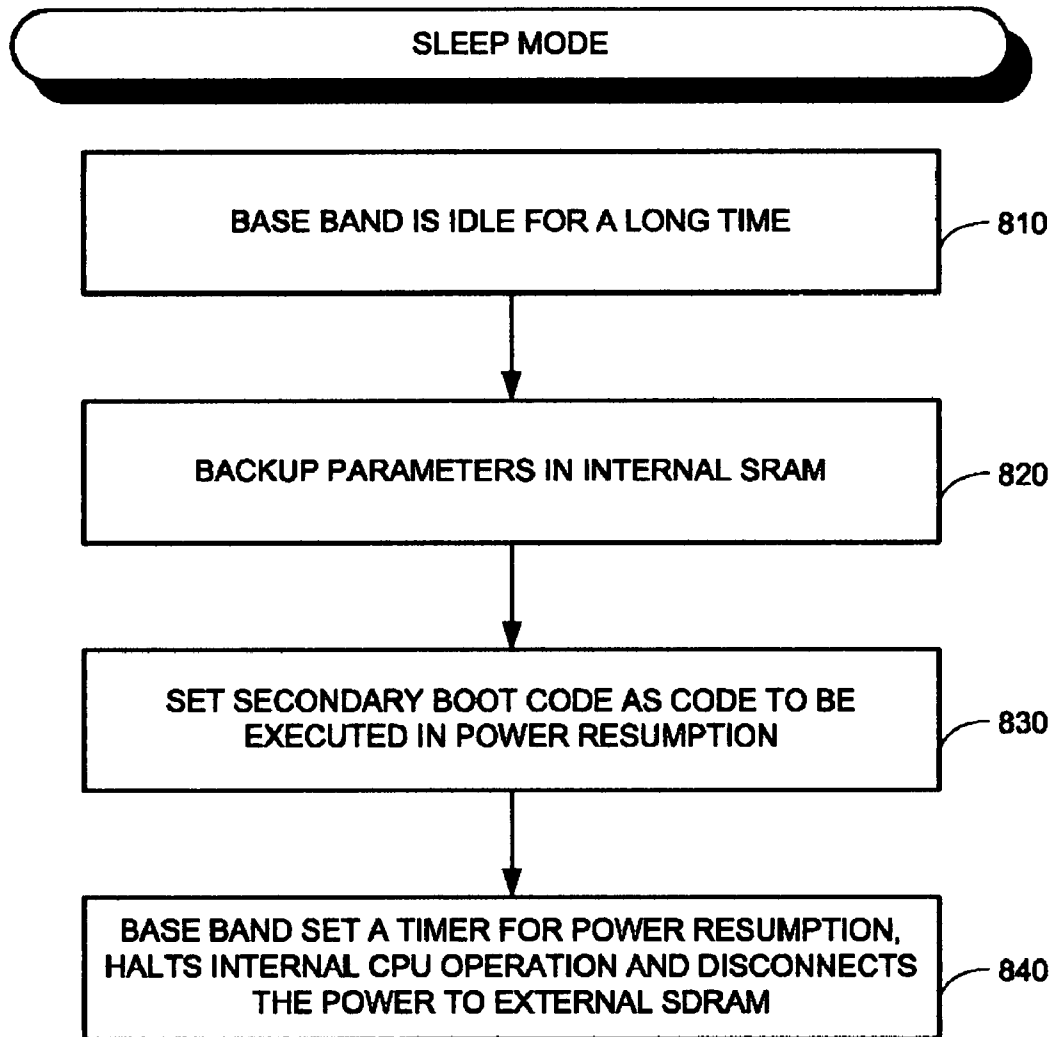


FIG. 8

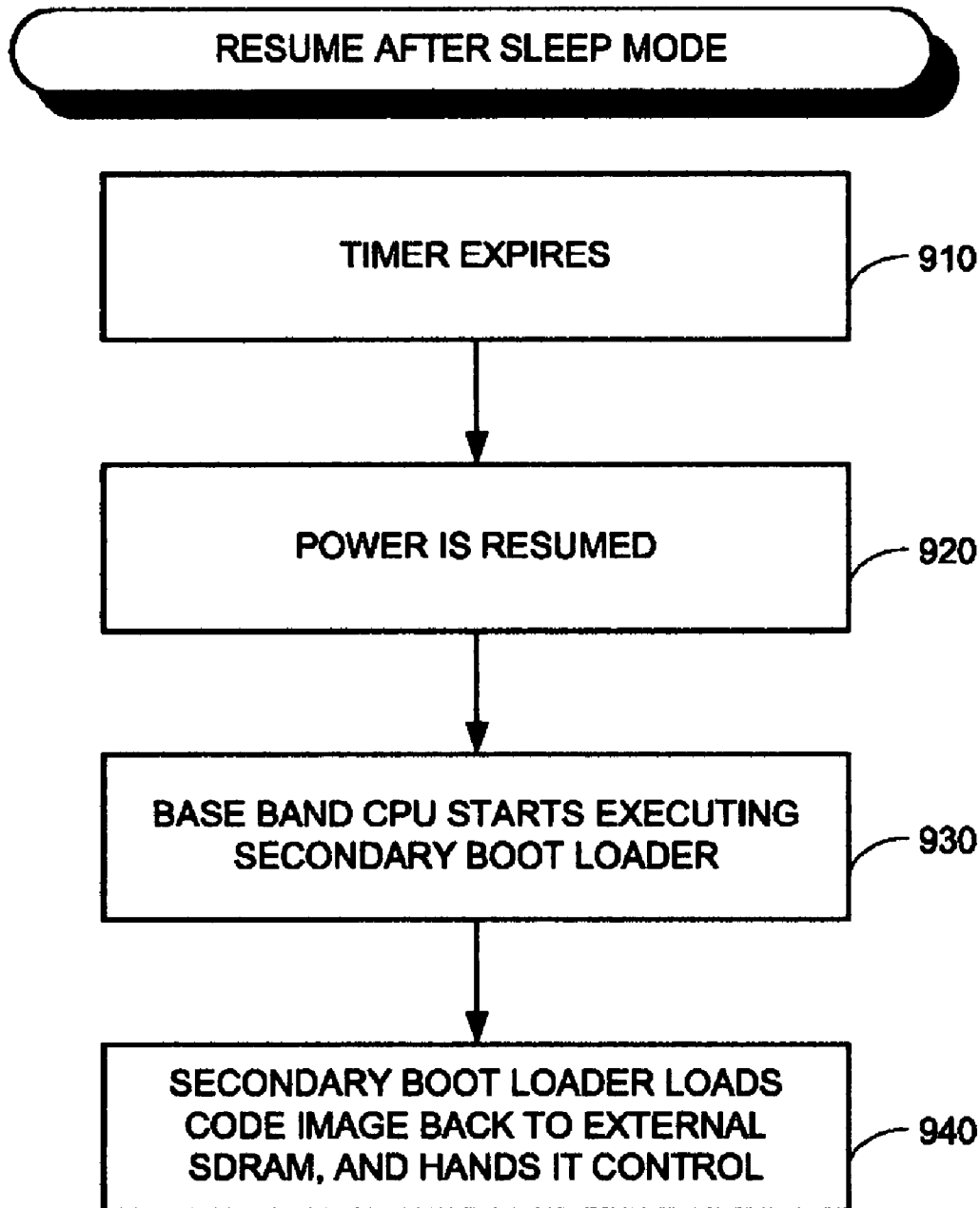


FIG. 9

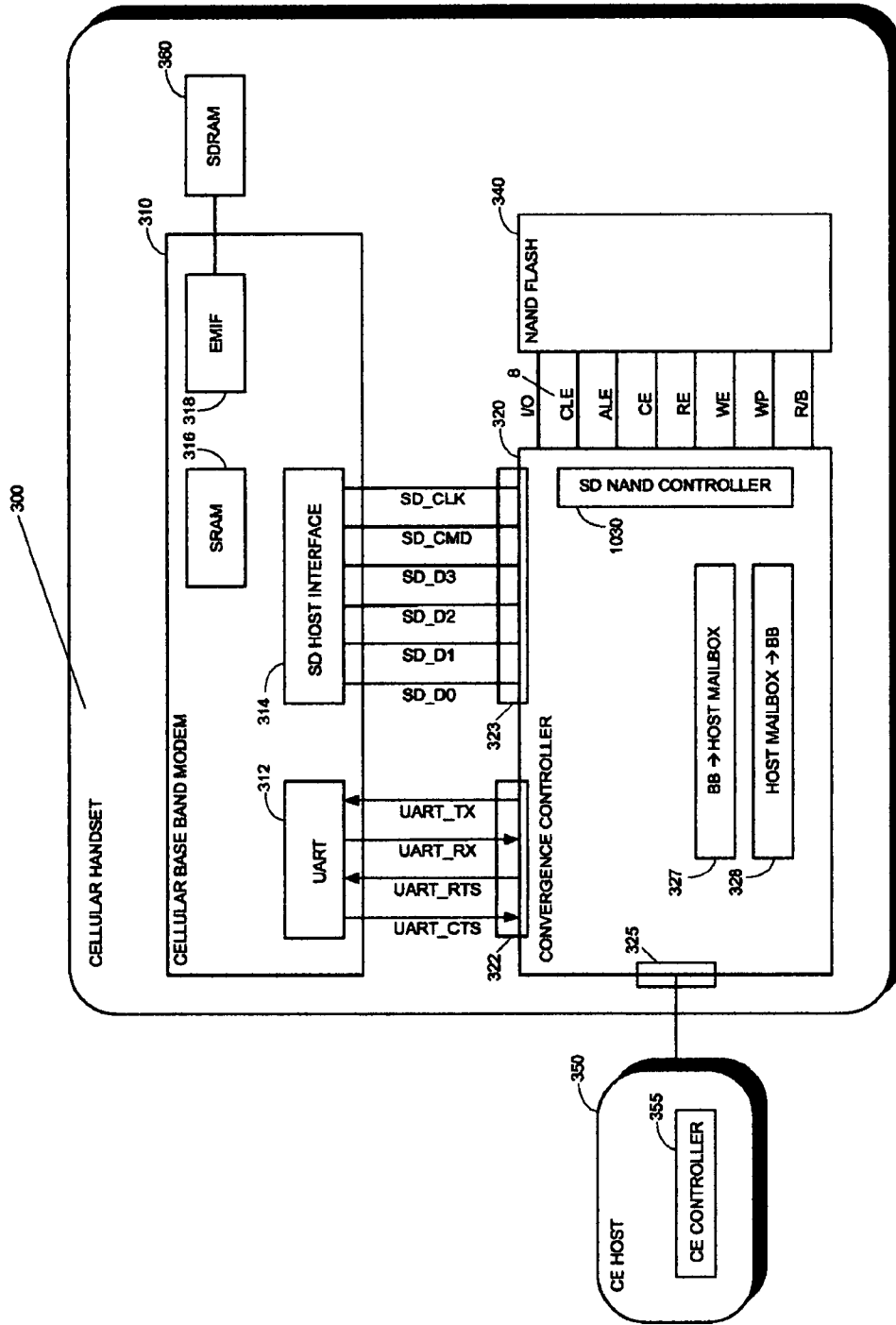


FIG. 10

SD SWITCH BOX IN A CELLULAR HANDSET

PRIORITY REFERENCE TO RELATED APPLICATIONS

This application is a continuation of U.S. application Ser. No. 11/827,525, entitled SD SWITCH BOX IN A CELLULAR HANDSET, filed on Jul. 11, 2007 now U.S. Pat. No. 7,970,433 by inventors Itay Sherman, Eyal Bychkov and Yaron Segalov, which claims benefit of U.S. Provisional Application No. 60/933,792, entitled SD SWITCH BOX IN A CELLULAR HANDSET, filed on Jun. 8, 2007 by inventors Itay Sherman, Eyal Bychkov and Yaron Segalov.

FIELD OF THE INVENTION

The field of the present invention is cellular modems.

BACKGROUND OF THE INVENTION

Today's conventional cellular handset includes a cellular base band modem. The base band modem does not have built-in non-volatile memory, and has limited internal volatile memory (SRAM). For use of non-volatile memory, a cellular modem may be connected to a NOR flash memory, and also to additional external SDRAM.

When booting up, a cellular modem generally accesses the NOR flash memory to execute a code image that is stored therein. The cellular modem may access such code image directly, or by first copying it to its internal SRAM.

Many cellular modems also support a peripheral boot mode, through which they load a secondary code image from an external port, such as a UART port or a USB port, which is connected to an external device, such as a PC computer, which loads the secondary code image via a peripheral interface. The secondary code image is then used to re-program the NOR flash memory with new image code. Peripheral boot mode is typically used for program development and debugging via a PC.

High end cellular handsets also have NAND flash memory coupled thereto. In such case, the NAND flash memory is used for code and data storage. The NAND flash memory is connected via a dedicated NAND controller embedded in the cellular base band modem, or via an SD bus to an external SD controller that is connected to the NAND flash. For cellular handsets that have NAND flash memory, access to the NAND flash is performed via the cellular base band modem.

Cellular handsets may support connection to an external device host, such as a PC computer. In such case, the handset provides the host access to its internal NAND flash memory. Host access to NAND flash memory is generally performed over a USB connection, where the internal NAND memory is mapped as a mass storage drive on the host. The handset thus operates as a USB device, which is a slave, and the host operates as a USB host, which is a master.

Reference is now made to FIG. 1, which is a simplified block diagram of a prior art cellular handset **100**. Handset **100** includes a cellular base band modem **110** with an external memory interface (EMIF) **120** for accessing a NAND flash storage **130** and an SDRAM storage **140**. Correspondingly, EMIF **120** includes a NAND controller **150** and an SDRAM controller **160**, respectively.

Many consumer electronic (CE) devices, such as MP3 song players and MP4 movie players, support connection to non-volatile storage elements, the most common storage element being SD memory and its variants including inter alia

Mini SD and Micro SD. The CE device operates as a host, which is a master, and the SD memory operates as a slave.

It would thus be desirable to be able to connect CE devices that support SD connections with cellular modems, in order to enhance the CE devices with modem functionality. However, many challenges have to be overcome in doing so. Some of these challenges are:

How is the cellular modem booted up?

How does the CE device communicate with the cellular modem?

How is the cellular modem transition in and out of sleep mode carried out?

How are conflicts resolved when both the CE device and the cellular modem want to access SD memory at the same time?

SUMMARY OF THE DESCRIPTION

Aspects of the present invention concern a design for a cellular handset that is connected to a CE host device, and enhances the CE device with modem functionality. The CE host device supports SD connection. Examples of such host devices abound and include inter alia digital cameras, personal data assistants (PDAs), MP3 music players, MP4 movie players, TVs with SD slots, laptop PCs and GPS navigational systems.

In addition to enhancing the CE host with modem functionality, connection of the cellular handset to the CE host also serves to enhance the host with the storage capabilities of the modem.

The special design of the present invention enables a cellular base band modem within the handset to bypass NOR flash memory when booting up, enables communication between the cellular base band modem and the CE host, and enables the cellular base band modem to switch in and out of sleep mode without loss of state parameters and code image.

In accordance with an embodiment of the present invention, a convergence controller is used to couple the CE host device with the handset's cellular base band modem and with the handset's NAND flash memory. The convergence controller serves as an SD switch box, which connects two SD devices, namely, the cellular base band modem and the CE device, and enables switching access to SD storage between the two SD devices.

The convergence controller includes a communication mechanism through which the cellular base band modem and the CE host device communicate with one another. Such communication mechanism includes a first mailbox via which the cellular base band modem sends a message to the CE host, and a second mailbox via which the CE host sends a message to the cellular base band modem.

The two mailboxes are used to resolve conflicts when both the CE host and the cellular base band modem want to access SD memory at the same time. The cellular base band modem sends an access request message to the CE host via the first mailbox, and the CE host responds by sending an access granted message to the cellular base band modem via the second mailbox.

There is thus provided in accordance with an embodiment of the present invention a cellular handset, including a cellular base band modem, including a UART interface, and an SD host interface, a NAND flash memory, a NAND controller coupled with the NAND flash memory, a host device including a host controller, wherein the electronic host device supports an SD connection, and a convergence controller coupled with the cellular base band modem, the host device and the NAND controller, including a UART port for transferring

data to and from the cellular base band modem via the UART interface, an SD port for transferring data to and from the cellular base band modem via the SD host interface, an SD port for transferring data to and from the NAND flash memory via the NAND controller, an SD port for transferring data to and from the host device via the host controller, a first mailbox into which the base band modem writes messages and from which the host device reads messages, and a second mailbox into which the host device writes messages and from which the cellular base band modem reads messages.

There is additionally provided in accordance with an embodiment of the present invention a cellular handset, including a cellular base band modem, including a UART interface, and an SD host interface, a NAND flash memory, a host device including a host controller, wherein the electronic host device supports an SD connection, and a convergence controller coupled with the cellular base band modem, the host device and the NAND controller, including a UART port for transferring data to and from the cellular base band modem via the UART interface, an SD port for transferring data to and from the cellular base band modem via the SD host interface, a NAND controller coupled with the NAND flash memory, an SD port for transferring data to and from the host device via the host controller, a first mailbox into which the base band modem writes messages and from which the host device reads messages, and a second mailbox into which the host device writes messages and from which the cellular base band modem reads messages.

There is moreover provided in accordance with an embodiment of the present invention a method for booting a cellular base band modem, including booting a cellular base band modem in a peripheral mode, reading a boot code image from a NAND flash memory, loading the boot code image to internal SRAM of the cellular base band modem, executing the boot code, by the cellular base band modem, loading a full code image from the NAND flash memory to the internal SRAM of the cellular base band modem, and accessing, by the cellular base band mode, the NAND flash memory via an SD port as a standard memory card.

There is further provided in accordance with an embodiment of the present invention a method for communicating between a host device and a cellular base band mode, including requesting, by a cellular base band modem from a host device, access to an SD storage, including writing an access request message to a first mailbox, notifying the host device of the message in the first mailbox, including issuing an interrupt request to the host device, reading, by the host device, the message in the first mailbox, granting, by the host device, the access request, including writing a grant message to a second mailbox, wherein the grant message is the first block of a multi-block write, notifying the cellular base band modem of the message in the second mailbox, including issuing an interrupt request to the cellular modem, reading, by the cellular base band mode, the message in the second mailbox, including recognizing the first block as a grant message, holding an SD host bus in a busy state, thereby forcing the host device to hold and not access the bus, accessing, by the cellular base band modem, the SD storage, and upon completion of the accessing, removing the busy state from the SD host bus.

There is yet further provided in accordance with an embodiment of the present invention a method for a cellular base band modem to transition in and out of a sleep mode, including when a cellular base band modem is idle for a long period of time: backing up state parameters in an internal SRAM, setting a secondary boot code as the code to be executed upon resumption of power, setting a timer for

resumption of power, halting internal CPU operation, and disconnecting power to an external SDRAM, and when the timer has expired: reconnecting power to the external SDRAM, loading the secondary boot code, and loading a full code image to the external SDRAM.

BRIEF DESCRIPTION OF THE DRAWINGS

The present invention will be more fully understood and appreciated from the following detailed description, taken in conjunction with the drawings in which:

FIG. 1 is a simplified block diagram of a prior art cellular handset;

FIG. 2 is a simplified drawing of a handset coupled with a CE device, in accordance with an embodiment of the present invention;

FIG. 3 is a simplified block diagram of a cellular handset, in accordance with a first embodiment of the present invention;

FIG. 4 is a simplified flowchart of a method for booting a cellular modem and performing subsequent operations, in accordance with an embodiment of the present invention;

FIG. 5 is a simplified flowchart of a method for communicating between a CE host and a cellular base band, and accessing SD storage, in accordance with an embodiment of the present invention;

FIG. 6 shows a prior art multi-block format for an SD memory card;

FIG. 7A is a simplified diagram illustrating a process of enabling a base band modem to access SD storage, where a convergence controller coordinates between the base band modem and a CE host, in accordance with a first embodiment of the present invention;

FIG. 7B is a simplified diagram illustrating a process of enabling a base band modem to access SD storage, where a convergence controller coordinates between the base band modem and a CE host, in accordance with a second embodiment of the present invention;

FIG. 8 is a simplified flowchart of a method for a sleep mode, in accordance with an embodiment of the present invention;

FIG. 9 is a simplified flowchart of a method for resuming operation after a sleep mode, in accordance with an embodiment of the present invention; and

FIG. 10 is a simplified block diagram of a cellular handset, in accordance with a second embodiment of the present invention.

DETAILED DESCRIPTION

Aspects of the present invention relate to cellular handsets that are coupled with consumer electronic (CE) host devices, with the host devices operating as master and the cellular handsets operating as slave. The cellular handsets enhance and augment the CE host devices by providing the hosts with modem functionality. In this regard, reference is now made to FIG. 2, which is a simplified drawing of a handset 200 coupled with a CE device 250, in accordance with an embodiment of the present invention.

60 Convergence Controller

A convergence controller is used to couple the CE host device with a cellular handset modem. When the host device and the cellular modem are coupled, they share use of cellular handset NAND flash memory. The convergence controller serves as an SD switch box, which connects two SD devices, namely, the cellular modem and the CE device, and enables switching access to SD storage between the two SD devices.

Reference is now made to FIG. 3, which is a simplified block diagram of a cellular handset 300, in accordance with a first embodiment of the present invention. Handset 300 includes a cellular base band modem 310, a dedicated convergence controller 320, a NAND controller 330, and NAND flash memory 340.

Convergence controller 320 is connected to base band modem 310 via both a UART port 322 and a base band SD host port 323. Correspondingly, base band modem 310 includes a UART interface 312 and an SD interface 314, respectively.

Convergence controller 320 is connected to an SD NAND controller 330 via an SD port 324. During normal operation, base band modem 310 accesses NAND flash memory 340 via SD port 324.

Convergence controller 320 also includes an external SD port 325 for connecting to a consumer electronic (CE) host 350 that supports SD connections. Handset 300 may plug in to CE host 350 or connect to CE host 350 via cable. When handset 300 and CE host 350 are connected, CE host 350 accesses NAND flash memory 340 via convergence controller 320. It is noted that access to NAND flash memory 340 is not required to pass through base band modem 310. As such, base band modem 310 may be in sleep mode or shutdown mode during operations between CE host 350 and NAND flash memory 340.

For memory storage, handset 300 includes an internal SRAM memory 316, and an external memory interface (EMIF) 318 connected to an SDRAM memory 360.

Booting Base Band Modem 310

Reference is now made to FIG. 4, which is a simplified flowchart of a method for booting cellular base band modem 310, and for performing subsequent operations, in accordance with an embodiment of the present invention. At step 410 the base band modem is booted in peripheral mode. In general, when a base band modem is booted in peripheral mode, the internal ROM code in the modem looks for code that is input via a peripheral interface, including inter alia a UART or a USB interface. The base band modem retrieves such code and transfers it to internal SRAM 316, and then transfers control to SRAM 316.

At step 420 convergence controller 320 reads a secondary boot code image from NAND flash 340, via NAND controller 330. At step 430 convergence controller 320 loads the secondary boot code image via its UART port 322 to base band modem 310.

At step 440 a boot loader of base band modem 310 loads the secondary boot code to internal SRAM 316, and begins executing the secondary boot code. At step 450 the executing code loads the full code image from NAND flash 340 via convergence controller's SD port 324, to internal SRAM 316 or to external SDRAM 360, or to both. At step 460, during operation, base band modem 310 accesses NAND flash 340 via convergence controller's SD port 324, as a standard SD memory card.

Communication Between Base Band Modem 310 and CE Host 350

In accordance with an embodiment of the present invention, base band modem 310 communicates with CE host 350 via a controller 355, using mailboxes implemented in convergence controller 320. Specifically, convergence controller includes two mailboxes, a mailbox 327 that is written to by base band modem 310 and read from by CE host 350, and a mailbox 328 that is written to by CE host 350 and read from by base band modem 310. Convergence controller 320 initiates an interrupt to CE controller 355 when base band modem 310 completes a write operation to mailbox 327. Such

interrupt may be implemented as an SDIO interrupt on an SD bus, or as a dedicated signal. Similarly, CE controller 355 initiates an interrupt to base band modem 310 when CE host 350 completes a write operation to mailbox 328.

It will thus be appreciated by those skilled in the art that mailboxes 327 and 328 may be used for direct transfer of data between base band modem 310 and CE host 350. In one embodiment of the present invention, each mailbox 327 and 328 includes 512 bytes, of which the first two bytes are header bytes that store a message type, and the remaining bytes store the message itself.

Mailboxes 327 and 328 may be mapped to an SDIO register map on the base band modem side and on the CE host side. Alternatively, mailboxes 327 and 328 may be mapped to SD memory space. In such case an arbitration algorithm is used to resolve conflicts when both CE host 350 and base band modem 310 try to access SD storage at the same time.

Reference is now made to FIG. 5, which is a simplified flowchart of a method for communicating between CE host 350 and cellular base band modem 310, and accessing SD storage 340, in accordance with an embodiment of the present invention. At step 510, base band modem 310 requests access to SD storage 340 from the CE host 350, by writing an access request message to mailbox 327. At step 520 convergence controller 320 issues an interrupt to CE host 350, to notify CE host of the message that was written. At step 530 CE host 350 reads the message from mailbox 327.

At step 540 CE host 350 grants the storage access request by writing an access granted message to mailbox 328. The write operation at step 540 is performed as a multiple block write operation. Multi-block writes are described in the SD specification, Part I: Physical Layer, Simplified Specification Version 2.00, Sep. 25, 2006. In this regard, reference is made to FIG. 6, which shows a prior art multi-block format for an SD memory card.

At step 540, the first block of the multi-block write includes the grant of access message, and the rest of the blocks are dummy blocks that are filled with zeros. At step 550 convergence controller 320 recognizes the first block of the message as a grant of access, and holds a busy state on the SD host bus before reading the second block, thereby forcing CE controller 355 to hold and not access the SD bus.

At step 560 base band modem 310 is notified that its access request was granted, via a dedicated interrupt line, by reading mailbox 328. Base band modem 310 can then proceed to access SD storage 340. At step 570 base band modem 310 performs its operations on SD storage 340. At step 580, upon completion of using SD storage 340, base band modem 310 writes a free message to convergence controller 320. Finally, at step 590 convergence controller 320 removes the busy state from the SD host bus.

Generally there is a timeout of 250 msec for a busy period. As such, convergence controller 320 ensures that access to SD storage 340 is shorter than this time.

Reference is now made to FIG. 7A, which is a simplified diagram illustrating a process of enabling a base band modem to access SD storage, where a convergence controller coordinates between the base band modem and a CE host, in accordance with a first embodiment of the present invention. FIG. 7A is arranged as a time line advancing from left to right. Three types of data flow are illustrated along the time line; namely, a logical arbitration state, communication between CE host 350 and convergence controller 320, and communication between cellular base band modem 310 and convergence controller 320.

Logical arbitration involves a protocol for switching access to SD storage 340 between base band modem 310 and CE

host **350**, which share SD storage **340**. As described herein-above with respect to FIG. **5**, arbitration operates by means of access requests and access grants written to mailboxes **327** and **328**.

Communication between CE host **350** and convergence controller **320**, and between cellular base band modem **310** and convergence controller **320**, occurs via command signals, data signals and interrupt signals. Data blocks are followed by CRC error checking codes.

As shown in FIG. **7A**, when cellular base band modem **310** wants to access SD storage **340**, it writes an access request message to the BB→Host mailbox **327**. Thereafter, convergence controller **320** issues an interrupt to CE host **350**, informing it that there is a message waiting in mailbox **327**. CE host **350** then reads the access request message in mailbox **327**, and writes a multi-block access grant message to Host→BB mailbox **328**. Convergence controller **320** recognizes the first block of the multi-block as an access grant message, and holds a busy state. Convergence controller **320** issues an interrupt to base band modem **310**, indicating that access to SD storage **340** is granted. Base band modem **310** then accesses SD storage **340** and performs its requisite operations. Upon completion, base band modem **310** writes a release message to convergence controller **320**, which then releases the busy state. In turn, CE host **350** is then able to write the second block (dummies) to Host→BB mailbox **328**.

Reference is now made to FIG. **7B**, which is a simplified diagram illustrating a process of enabling a base band modem to access SD storage, where a convergence controller coordinates between the base band modem and a CE host, in accordance with a second embodiment of the present invention. As shown in FIG. **7B**, an access grant write command is not needed, and the reading of the base band modem access request suffices to trigger the busy state for CE host **350**. Whereas in the embodiment of FIG. **7A** a multi-block write by CE host **350** is used to generate the busy state, in the embodiment of FIG. **7B** a single-block read suffices to initiate the busy state.

Sleep Mode for Base Band Modem **310**

Base band modem **310** may be idle for a long period of time if no call or data exchange is underway and there is time to wait until a next signaling session with a cellular network. In such case, base modem **310** may drop to a sleep mode. Moreover, in order to conserve power consumption in sleep mode, base band modem **310** may shut off SDRAM power, which results in losing the code image on SDRAM **360**. In order to enable proper operation, base band modem **310** maintains state parameters in internal SRAM **316**. Alternatively, or in addition, base band modem backs up state parameters in internal SRAM **316** prior to going to sleep.

In this regard, reference is now made to FIG. **8**, which is a simplified flowchart of a method for a sleep mode, in accordance with an embodiment of the present invention. At step **810** base band modem **310** is idle for a long period of time. At step **820** base band modem **310** backs up state parameters in internal SRAM **316**. At step **830** base band modem sets the secondary boot code that was loaded to SRAM **316** at step **440** as the code to be executed upon resumption of power. At step **840** base band modem **310** sets a timer for resumption of power, halts internal CPU operation, and then disconnects power to external SDRAM **360**.

Reference is now made to FIG. **9**, which is a simplified flowchart of a method for resuming operation after a sleep mode, in accordance with an embodiment of the present invention. At step **910** the timer that was set at step **840** expires. At step **920** power is resumed. At step **930** base band modem **310** begins executing the secondary boot code, based

on the setup defined at step **830**. Finally, at step **940** the secondary boot code loads the code image into external SDRAM **360**, and transfers control thereto.

In reading the above description, persons skilled in the art will realize that there are many apparent variations that can be applied to the methods and systems described. In particular, components of FIG. **3** that are shown integrated may be separated, and components that are shown as separated may be integrated. In this regard, reference is now made to FIG. **10**, which is a simplified block diagram of a cellular handset, in accordance with a second embodiment of the present invention. In the embodiment illustrated in FIG. **10**, an SD NAND controller **1030** is integrated within convergence controller **320**. In distinction, SD NAND controller **330** is external to convergence controller **320** in FIG. **3**.

When SD NAND controller **1030** is integrated within convergence controller **320**, convergence controller **320** can directly access NAND flash **340**. As such, at step **420** of FIG. **4**, convergence controller **320** reads the boot code image directly from NAND flash **340**, without using an external NAND controller.

In the foregoing specification, the invention has been described with reference to specific exemplary embodiments thereof. It will, however, be evident that various modifications and changes may be made to the specific exemplary embodiments without departing from the broader spirit and scope of the invention as set forth in the appended claims. Accordingly, the specification and drawings are to be regarded in an illustrative rather than a restrictive sense.

What is claimed is:

1. A method for booting a cellular base band modem from NAND flash memory, comprising:

booting a cellular base band modem in a peripheral mode; reading a secondary boot code image from a NAND flash memory;

loading the secondary boot code image to internal SRAM of the cellular base band modem; executing the secondary boot code, by the cellular base band modem;

further loading a full code image from the NAND flash memory to the internal SRAM of the cellular base band modem; and

accessing, by the cellular base band modem, the NAND flash memory via an SD port as a standard memory card.

2. The method of claim **1** wherein the cellular base band modem is connected to an electronics device that operates as a host, while said booting, reading, loading, executing, further loading and accessing are performed.

3. The method of claim **2** wherein the electronics device is a member of the group consisting of a media player, a PDA and a GPS navigation system.

4. The method of claim **1** further comprising executing the secondary boot code, by the cellular base band modem, upon resumption of operation after having entered a sleep mode.

5. The method of claim **4** further comprising setting, by the cellular base band modem, the secondary boot code as the code to be executed upon resumption of power, prior to said cellular base band modem entering the sleep mode.

6. A method for a cellular base band modem to transition in and out of a sleep mode, comprising:

when a cellular base band modem is idle for a long period of time:

backing up state parameters in an internal SRAM;

setting a secondary boot code as the code to be executed upon resumption of power;

setting a timer for resumption of power;

halting internal CPU operation; and

9

disconnecting power to an external SDRAM; and
 when the timer has expired:
 reconnecting power to the external SDRAM;
 loading the secondary boot code; and
 loading a full code image to the external SDRAM.

7. A cellular handset, comprising:

a cellular base band modem comprising:

a boot loader; and
 SRAM memory;

a boot controller connected to said cellular base band
 modem; and

NAND flash memory, accessible by said boot controller,
 for storing a full boot code image and a secondary
 boot code image, wherein, in order to boot said cel-
 lular base band modem, said boot controller reads the
 secondary code image from said NAND flash
 memory, and loads the secondary code image to said
 base band modem, wherein said boot loader loads the
 secondary boot code image to said SRAM memory
 and executes the secondary boot code, wherein the
 secondary boot code causes said boot loader to load
 the full code image from said NAND flash to said
 SRAM memory, and wherein said base band modem
 executes the secondary boot code upon resuming
 operation after having entered a sleep mode.

8. The cellular handset of claim 7 wherein said base band
 modem and said boot controller each comprises a UART port,
 and wherein said boot controller is connected to said cellular
 base band modem via their respective UART ports.

9. The cellular handset of claim 7 wherein said base band
 modem and said boot controller each comprises an SD port,
 and wherein said boot controller is connected to said cellular
 base band modem via their respective SD ports.

10. The cellular handset of claim 7 further comprising an
 external SD port for connection to an electronics device, and
 wherein said boot controller reads and loads the secondary
 code image in response to the electronics device booting said
 base band modem in peripheral mode while the electronics
 device is connected to said base band modem.

11. The cellular handset of claim 10 wherein the electron-
 ics device is a member of the group consisting of a media
 player, a PDA and a GPS navigation system.

12. The cellular handset of claim 7 further comprising a
 NAND controller, connected to said boot controller, for con-
 trolling said NAND memory.

13. The cellular handset of claim 7 wherein said boot
 controller further comprises a NAND controller, for control-
 ling said NAND memory.

14. The cellular handset of claim 7 wherein said base band
 modem sets the secondary boot code as the code to be

10

executed upon resumption of power, prior to said base band
 modem entering the sleep mode.

15. A cellular handset, comprising:

a cellular base band modem comprising:

a boot loader; and
 SRAM memory;

a boot controller connected to said cellular base band
 modem;

an external port for connection to an electronics device;
 and

NAND flash memory, accessible by said boot controller,
 for storing a full boot code image and a secondary boot
 code image, wherein, in order to boot said cellular base
 band modem, said boot controller reads the secondary
 code image from said NAND flash memory, and loads
 the secondary code image to said base band modem,
 wherein said boot loader loads the secondary boot code
 image to said SRAM memory and executes the second-
 ary boot code, wherein the secondary boot code causes
 said boot loader to load the full code image from said
 NAND flash to said SRAM memory, and wherein said
 boot controller reads and loads the secondary code
 image in response to the electronics device booting said
 base band modem in peripheral mode while the electron-
 ics device is connected to said base band modem.

16. The cellular handset of claim 15 wherein said base band
 modem and said boot controller each comprises a UART port,
 and wherein said boot controller is connected to said cellular
 base band modem via their respective UART ports.

17. The cellular handset of claim 15 wherein said base band
 modem and said boot controller each comprises an SD port,
 and wherein said boot controller is connected to said cellular
 base band modem via their respective SD ports.

18. The cellular handset of claim 17 wherein the electron-
 ics device is a member of the group consisting of a media
 player, a PDA and a GPS navigation system.

19. The cellular handset of claim 15 further comprising a
 NAND controller, connected to said boot controller, for con-
 trolling said NAND memory.

20. The cellular handset of claim 15 wherein said boot
 controller further comprises a NAND controller, for control-
 ling said NAND memory.

21. The cellular handset of claim 15 wherein said base band
 modem executes the secondary boot code upon resuming
 operation after having entered a sleep mode.

22. The cellular handset of claim 21 wherein said base band
 modem sets the secondary boot code as the code to be
 executed upon resumption of power, prior to said base band
 modem entering the sleep mode.

* * * * *