

**(12) United States Patent
Goertz**

(10) Patent No.: US 8,650,510 B2
(45) Date of Patent: *Feb. 11, 2014

(54) USER INTERFACE

(75) Inventor: Magnus Goertz, Lidingo (SE)

(73) Assignee: Neonode Inc., Santa Clara, CA (US)

(*) Notice: Subject to any disclaimer, the term of this patent is extended or adjusted under 35 U.S.C. 154(b) by 0 days.

This patent is subject to a terminal disclaimer.

(21) Appl. No.: 13/430,718

(22) Filed: Mar. 27, 2012

(65) Prior Publication Data

US 2012/0192094 A1 Jul. 26, 2012

Related U.S. Application Data

(63) Continuation of application No. 13/310,755, filed on Dec. 4, 2011, which is a continuation of application No. 10/315,250, filed on Dec. 10, 2002, now Pat. No. 8,095,879.

(51) Int. Cl.
G06F 3/00 (2006.01)

(52) U.S. Cl.
USPC 715/863; 715/716; 715/864

(58) Field of Classification Search
USPC 715/716, 864
See application file for complete search history.

(56) References Cited

U.S. PATENT DOCUMENTS

4,243,879 A	1/1981	Carroll et al.
4,301,447 A	11/1981	Funk et al.
4,790,028 A	12/1988	Ramage
5,036,187 A	7/1991	Yoshida et al.

5,053,758 A	10/1991	Cornett et al.	
5,194,863 A	3/1993	Barker et al.	
5,283,558 A	2/1994	Chan	
5,305,435 A *	4/1994	Bronson	715/777
5,406,307 A *	4/1995	Hirayama et al.	715/800
5,463,725 A *	10/1995	Henckel et al.	715/776
5,561,758 A	10/1996	Hocker et al.	

(Continued)

FOREIGN PATENT DOCUMENTS

EP	0330767 B1	9/1989
EP	0513694 A2	11/1992

(Continued)

OTHER PUBLICATIONS

"Launch 'Em 3.02", Oct. 8, 2001, Syngery Solutions, Inc. pp. 1-20.*

(Continued)

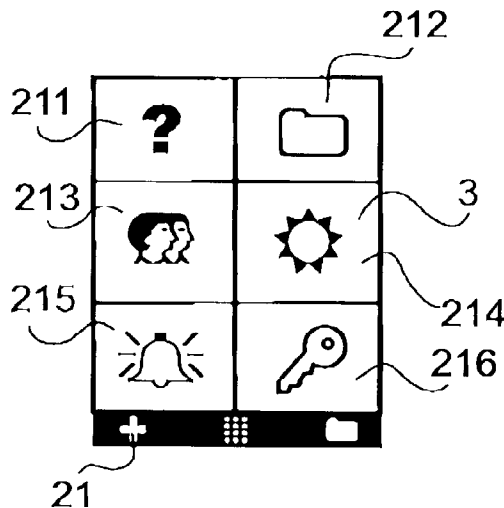
Primary Examiner — Ryan Pitaro

(74) Attorney, Agent, or Firm — Soquel Group LLC

(57) ABSTRACT

A computer readable medium storing instructions which, when executed by a processor of a mobile handheld computer, cause the processor to present a user interface including a touch sensitive area in which a representation of a function is provided, wherein the function is activated in response to a multi-step operation including an object touching the touch sensitive area at a location where the representation is provided, and then the object gliding along the touch sensitive area away from the touched location irrespective of how far the object glides, wherein the function, when activated, causes the user interface to display user input controls at respective display locations that are determined prior to performance of the multi-step operation, and wherein any user gesture that activates a function and begins with an object touching the touch sensitive area at a location where the representation is provided causes the same response.

17 Claims, 4 Drawing Sheets



(56)

References Cited

U.S. PATENT DOCUMENTS

5,577,733 A 11/1996 Downing
 5,581,681 A * 12/1996 Tchao et al. 715/234
 5,603,053 A * 2/1997 Gough et al. 710/5
 5,612,719 A 3/1997 Beermink et al.
 5,618,232 A 4/1997 Martin
 5,644,628 A 7/1997 Schwarzer et al.
 5,677,708 A * 10/1997 Matthews et al. 348/E5.104
 5,745,116 A * 4/1998 Pisutha-Arnond 715/863
 5,748,185 A * 5/1998 Stephan et al. 345/173
 5,757,368 A * 5/1998 Gerpheide et al. 715/769
 5,785,439 A 7/1998 Bowen
 5,821,930 A * 10/1998 Hansen 715/702
 5,821,933 A 10/1998 Keller et al.
 5,825,352 A 10/1998 Bisset et al.
 5,889,236 A * 3/1999 Gillespie et al. 178/18.01
 5,898,434 A * 4/1999 Small et al. 715/810
 5,900,875 A 5/1999 Haitani et al.
 5,907,327 A 5/1999 Ogura et al.
 5,914,709 A 6/1999 Graham et al.
 5,943,039 A 8/1999 Anderson et al.
 5,943,044 A * 8/1999 Martinelli et al. 345/174
 5,956,030 A 9/1999 Conrad et al.
 5,988,645 A 11/1999 Downing
 6,037,937 A 3/2000 Beaton et al.
 6,052,279 A 4/2000 Friend et al.
 6,085,204 A 7/2000 Chijiwa et al.
 6,088,032 A 7/2000 Mackinlay
 6,292,179 B1 9/2001 Lee
 6,304,261 B1 * 10/2001 Shields et al. 715/702
 6,310,610 B1 10/2001 Beaton et al.
 6,340,979 B1 * 1/2002 Beaton et al. 715/764
 6,346,935 B1 * 2/2002 Nakajima et al. 345/173
 6,356,287 B1 * 3/2002 Ruberry et al. 715/864
 6,529,920 B1 * 3/2003 Arons et al. 715/268
 6,542,191 B1 4/2003 Yonezawa
 6,549,217 B1 4/2003 De Greef et al.
 6,597,345 B2 * 7/2003 Hirshberg 345/168
 6,618,063 B1 9/2003 Kurtenbach
 6,639,584 B1 * 10/2003 Li 345/173
 6,646,633 B1 * 11/2003 Nicolas 345/173
 6,664,983 B2 * 12/2003 Ludolph 715/775
 6,690,365 B2 * 2/2004 Hinckley et al. 345/173
 6,690,387 B2 * 2/2004 Zimmerman et al. 345/684
 6,707,449 B2 * 3/2004 Hinckley et al. 345/173
 6,727,917 B1 4/2004 Chew et al.
 6,734,883 B1 5/2004 Wynn et al.
 6,757,001 B2 6/2004 Allport
 6,757,002 B1 6/2004 Oross et al.
 6,765,559 B2 * 7/2004 Hayakawa 345/173
 6,788,292 B1 * 9/2004 Nako et al. 345/173
 6,833,827 B2 12/2004 Lui et al.
 6,874,683 B2 * 4/2005 Keronen et al. 235/380
 6,925,611 B2 8/2005 SanGiovanni
 6,988,246 B2 1/2006 Kopitzke et al.
 7,006,077 B1 * 2/2006 Uusimaki 345/173
 7,007,239 B1 2/2006 Hawkins et al.
 7,030,861 B1 4/2006 Westerman et al.
 7,155,683 B1 12/2006 Williams
 7,159,763 B2 * 1/2007 Yap et al. 235/375
 7,199,786 B2 4/2007 Suraqui
 7,225,408 B2 5/2007 O'Rourke
 7,283,845 B2 10/2007 De Bast
 7,286,063 B2 10/2007 Gauthey et al.
 7,304,638 B2 * 12/2007 Murphy 345/173
 7,441,196 B2 * 10/2008 Gottfurcht et al. 715/740
 7,450,114 B2 11/2008 Anwar
 7,665,043 B2 2/2010 Kho
 7,818,691 B2 * 10/2010 Irvine 715/856
 7,880,724 B2 2/2011 Nguyen et al.
 7,996,878 B1 * 8/2011 Basso et al. 725/135
 8,120,625 B2 * 2/2012 Hinckley 345/659
 8,127,141 B2 2/2012 Hypponen
 2001/0000668 A1 5/2001 Bodnar
 2001/0002694 A1 6/2001 Nakazawa et al.
 2001/0017934 A1 8/2001 Paloniemi et al.

2001/0022579 A1 9/2001 Hirabayashi
 2001/0026268 A1 10/2001 Ito
 2001/0028344 A1 10/2001 Iwamoto et al.
 2001/0028365 A1 10/2001 Ludolph
 2001/0030641 A1 * 10/2001 Suzuki 345/156
 2001/0043189 A1 * 11/2001 Brisebois et al. 345/156
 2001/0043198 A1 11/2001 Ludtke
 2001/0055006 A1 12/2001 Sano et al.
 2002/0002326 A1 1/2002 Causey, III et al.
 2002/0015064 A1 2/2002 Robotham et al.
 2002/0027549 A1 * 3/2002 Hirshberg 345/168
 2002/0029341 A1 3/2002 Juels et al.
 2002/0046353 A1 4/2002 Kishimoto
 2002/0054153 A1 5/2002 Arnold
 2002/0060699 A1 * 5/2002 D'Agostini 345/783
 2002/0063696 A1 5/2002 Kubo et al.
 2002/0075244 A1 * 6/2002 Tani et al. 345/173
 2002/0080183 A1 * 6/2002 Johnson et al. 345/790
 2002/0109677 A1 8/2002 Taylor
 2002/0135619 A1 9/2002 Allport
 2002/0171691 A1 * 11/2002 Currans et al. 345/864
 2002/0173300 A1 11/2002 Shtivelman et al.
 2002/0191029 A1 12/2002 Gillespie et al.
 2003/0013483 A1 * 1/2003 Ausems et al. 455/556
 2003/0016253 A1 1/2003 Aoki et al.
 2003/0043207 A1 * 3/2003 Duarte 345/810
 2003/0076306 A1 * 4/2003 Zadesky et al. 345/173
 2003/0095102 A1 5/2003 Kraft et al.
 2003/0122787 A1 * 7/2003 Zimmerman et al. 345/173
 2004/0001101 A1 1/2004 Trajkovic et al.
 2004/0021643 A1 * 2/2004 Hoshino et al. 345/173
 2004/0021681 A1 2/2004 Liao
 2004/0100510 A1 5/2004 Milic-Frayling et al.
 2004/0119763 A1 6/2004 Mizobuchi et al.
 2004/0125143 A1 * 7/2004 Deaton et al. 345/765
 2004/0141010 A1 7/2004 Fitzmaurice et al.
 2005/0035956 A1 2/2005 Sinclair et al.
 2005/0253818 A1 11/2005 Nettamo
 2007/0263822 A1 11/2007 Chang et al.
 2008/0165190 A1 * 7/2008 Min et al. 345/421
 2009/0006418 A1 * 1/2009 O'Malley 707/10
 2009/0285383 A1 11/2009 Tsuei

FOREIGN PATENT DOCUMENTS

EP 0618528 A1 10/1994
 EP 0703525 A1 3/1996
 WO 8600446 A1 1/1986
 WO 8600447 A1 1/1986

OTHER PUBLICATIONS

Carlson, Jeff, Visual Quickstart Guide Palm Organizers, Peachpit Press, 2000, Berkeley, CA, pp. xiii, 12, 25, 26, 28-30, 40, 47, 246 and 253.
 Dulberg, et al., An Imprecise Mouse Gesture for the Fast Activation of Controls, Interact 1999, pp. 1-8.
 Pogue, David, Palm Pilot: The Ultimate Guide, 2nd Edition, 1998, O'Reilly and Associates, Inc., pp. 1-17.
 Streitlmeier, Julie, "Palm m100", The Gadgeteer, 2000, <http://www.the-gadgeteer.com/review/palm_m100_review>, pp. 1-8.
 Venolia et al., "T-Cube: A Fast, Self-Disclosing Pen-Based Alphabet", Apr. 24, 1994, pp. 265-270.
 SwitchHack 1.62, Jan. 17, 2001, downloaded from <http://web.archive.org/web/200101170650/http://www.deskfree.com/switchhack.html>.
 swipe_readme.txt, May 8, 2001, downloaded in swipe.zip from <http://web.archive.org/web/20010508013439/http://www.samsungshop.co.yu/palm/swipe.zip>.
 "Desk Accessories", Oct. 18, 2000, downloaded from <http://web.archive.org/web/20001018025151/http://www.doublebang.com/resources/da.html>.
 "Launch 'em 1.53", Dec. 11, 1998, downloaded from <http://www.5star-shareware.com/PDA/Palm/Utilities/lauchem.html>.
 Pogue, David, Palm Pilot: The Ultimate Guide, 2nd Edition, 1999, O'Reilly and Associates, Inc., pp. 19, 27-36, 38-47, 80, 113, 494, 507, 509, 519-520.

(56)

References Cited

OTHER PUBLICATIONS

- Harrison, B. L., Fishkin, K. P., Gujar, A., Mochon, C. and Want, R., Squeeze Me, Hold Me, Tilt Me! An Exploration of Manipulative User Interfaces, Proceeding of the CHI '98 Conference on Human Factors in Computing Systems, ACM, Los Angeles, CA, Apr. 18-23, 1998, pp. 17-24.
- Kurtenbach, G. P., Sellen, A. J. and Buxton, W. A. S., An Empirical Evaluation of Some Articulatory and Cognitive Aspects of Marking Menus, *Human-Computer Interaction*, vol. 8, Issue 1, L. Erlbaum Associates Inc., Hillsdale, NJ, Mar. 1993, pp. 1-23.
- MacKenzie, I. S. and Soukoreff, R. W., Text Entry for Mobile Computing: Models and Methods, Theory and Practice, *Human-Computer Interaction*, L. Erlbaum Associates Inc. Hillsdale, NJ, 2002, vol. 17, pp. 147-198.
- Mynatt, E. D., Igarashi, T., Edwards, W. K. and LaMarca, A., Flatland: New Dimensions in Office Whiteboards, Proceeding of the CHI '99 Conference on Human Factors in Computing Systems, ACM, New York, NY, May 15-20, 1999, pp. 346-353.
- Bier, E. A., Fishkin, K., Pier, K. and Stone, M. C., A Taxonomy of See-Through Tools: The Video, Proceeding of the CHI '95 Mosaic of Creativity, ACM, New York, NY, May 7-11, 1995, pp. 411-412.
- Bier, E. A., Stone, M. C., Fishkin, K., Buxton, W. and Baudel, T., A Taxonomy of See-Through Tools, Conference on Human Factors in Computing Systems, CHI '94, Boston, MA, ACM, New York, NY, Apr. 24-28, 1994, pp. 358-364.
- Damm, C. H., Hansen, K. M. and Thomsen, M., Tool Support for Cooperative Object-Oriented Design: Gesture Based Modeling on an Electronic Whiteboard, Proceeding of the CHI '00 Conference on Human Factors in Computing Systems, ACM, New York, NY, Apr. 1-6, 2000, pp. 518-525.
- Jermyn, I., Mayer, A., Monroe, F., Reiter, M. K. and Rubin, A. D., The Design and Analysis of Graphical Passwords, Proceedings of the 8th USENIX Security Symposium, Washington, D.C., USA, Aug. 23-26, 1999.
- Kurtenbach, G. and Buxton, W., Gordon Kurtenbach and William Buxton, The Limits of Expert Performance Using Hierarchic Marking Menus, Proceedings from INTERCHI 93—Conference on Human Factors in Computing Systems, ACM, New York, NY, Apr. 24-29, 1993, pp. 482-487.
- Pirhonen, A., Brewster, S. and Holguin, C., Gestural and Audio Metaphors as a Means of Control for Mobile Devices, Proceedings of the SIGCHI Conference on Human Factors in Computing Systems: Changing our World, Changing Ourselves, ACM New York, NY, pp. 291-298.
- C. Plaisant and D. Wallace, "Touchscreen toggle design", CHI '92 Proceedings of the SIGCHI Conference on Human Factors in Computing Systems, May 3-7, 1992, pp. 667-668, ACM New York, NY, USA.
- Brad A. Myers, "Mobile Devices for Control", Mobile HCI 2002, F. Paterno (Ed.), LNCS 2411, pp. 1-8, 2002. Springer-Verlag, Berlin, Heidelberg.
- Brad A. Myers, Kin Pou Lie and Bo-Chieh Yang, "Two-Handed Input Using a PDA and a Mouse", CHI '2000, Apr. 1-6, 2000, CHI Letters, vol. 2, Issue 1, pp. 41-48, 2000, ACM, New York, NY, USA.
- Brad A. Myers, "Using Handhelds and PCs Together", Communications of the ACM, Nov. 2001, vol. 44, No. 11, pp. 34-41, ACM, New York, NY, USA.
- Gordon Kurtenbach and William Buxton, "User Learning and Performance with Marking Menus", CHI '94 Proceedings of the SIGCHI Conference on Human factors in Computing Systems, pp. 258-264, ACM, New York, NY, USA, Apr. 24-28, 1994.
- Gordon Paul Kurtenbach, "The Design and Evaluation of Marking Menus", 1993. Doctoral Thesis, Graduate Department of Computer Science, University of Toronto.
- David A. Carr, "Specification of Interface Interaction Objects", CHI '94 Proceedings of the SIGCHI Conference on Human factors in Computing Systems, pp. 372-378, 1994, ACM, New York, NY, USA.
- David A. Carr, Ninad Jog, Harsha Prem Kumar, Marko Teittinen and Christopher Ahlberg, "Using Interaction Object Graphs to Specify Graphical Widgets", Tech. Rep. ISR-TR-94-69, Sep. 1994, Institute for Systems Research, University of Maryland, College Park, MD.
- Catherine Plaisant and Daniel Wallace, "Touchscreen Toggle Switches: Push or Slide? Design Issues and Usability Study", Tech. Rep. CAR-TR-521, Nov. 1990, Human-Computer Interaction Laboratory, Center for Automation Research, Dept. of Psychology, University of Maryland, College Park, MD.
- Mark A. Tapia and Gordon Kurtenbach, "Some Design Refinements and Principles on the Appearance and Behavior of Marking Menus", UIST '95, pp. 189-195, ACM New York, NY, USA, Nov. 14-17, 1995.
- Michael McGuffin, Nicolas Burtnyk and Gordon Kurtenbach, "FaST Sliders: Integrating Marking Menus and the Adjustment of Continuous Values", Proc. Graphics Interface, May 2002, pp. 35-42.
- Harrison, Beverly L., Fishkin, Kenneth P., Gujar, Anuj, Mochon, Carlos and Want, Roy, Squeeze Me, Hold Me, Tilt Me! An Exploration of Manipulative User Interfaces, Proceeding of the CHI '98 Conference on Human Factors in Computing Systems, Apr. 18-23, 1998, pp. 17-24, ACM, Los Angeles, CA.
- Kurtenbach, Gordon P., Sellen, Abigail J. and Buxton, William A. S., An Empirical Evaluation of Some Articulatory and Cognitive Aspects of Marking Menus, *Human-Computer Interaction*, vol. 8, Issue 1, Mar. 1993, pp. 1-23, L. Erlbaum Associates Inc., Hillsdale, NJ.
- MacKenzie, I. Scott and Soukoreff, William, Text Entry for Mobile Computing: Models and Methods, Theory and Practice, *Human-Computer Interaction*, 2002, vol. 17, pp. 147-198, L. Erlbaum Associates Inc., Hillsdale, NJ.
- Mynatt, Elizabeth D., Igarashi, Takeo, Edwards, W. Keith and LaMarca, Anthony, Flatland: New Dimensions in Office Whiteboards, Proceeding of the CHI '99 Conference on Human Factors in Computing Systems, May 15-20, 1999, pp. 346-353, ACM, Pittsburgh, PA.
- Bier, Eric A., Fishkin, Ken, Pier, Ken and Stone, Maureen C., A Taxonomy of See-Through Tools: The Video, Proceeding of the CHI '95 Mosaic of Creativity, May 7-11, 1995, pp. 411-412, ACM, Denver, CO.
- Bier, Eric A., Stone, Maureen C., Fishkin, Ken, Buxton, William and Baudel, Thomas, A Taxonomy of See-Through Tools, Conference on Human Factors in Computing Systems, CHI 1994, Boston, MA, Apr. 24-28, 1994, Proceedings, pp. 358-364, ACM, New York, NY.
- Damm, Christian Heide, Hansen, Klaus Marius and Thomsen, Michael, Tool Support for Cooperative Object-Oriented Design: Gesture Based Modeling on an Electronic Whiteboard, Proceeding of the CHI '00 Conference on Human Factors in Computing Systems, Apr. 1-6, 2000, pp. 518-525, ACM, New York, NY.
- Jermyn, Ian, Mayer Alain, Monroe, Fabian, Reiter, Michael K. and Rubin, Aviel D., The Design and Analysis of Graphical Passwords, Proceedings of the 8th USENIX Security Symposium, Washington, D.C., USA, Aug. 23-26, 1999.
- Kenwood KVT-911DVD Instruction Manual, 2001, Japan.
- Kurtenbach, Gordon and Buxton, William, The Limits of Expert Performance Using Hierarchic Marking Menus, Proceedings from INTERCHI 93—Conference on Human Factors in Computing Systems, pp. 482-487, ACM, New York, NY, Apr. 24-29, 1993.
- Pirhonen, Antti, Brewster, Stephen and Holguin, Christopher, Gestural and Audio Metaphors as a Means of Control for Mobile Devices, Proceedings of the SIGCHI conference on Human factors in computing systems: Changing Our World, Changing Ourselves, pp. 291-298, ACM New York, NY, Apr. 20-25, 2002.

* cited by examiner

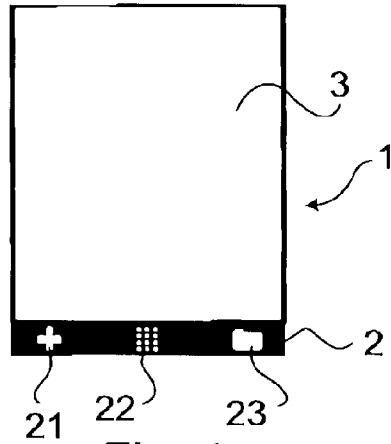


Fig. 1.

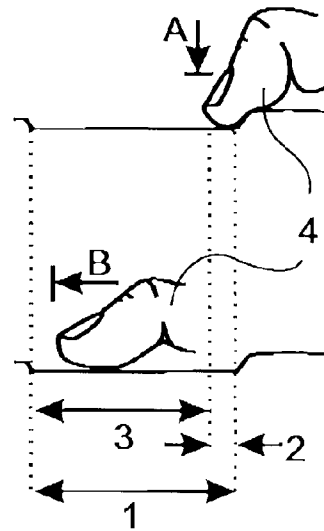


Fig. 2.

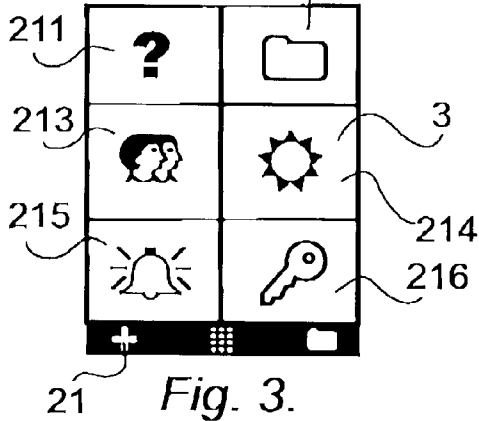


Fig. 3.

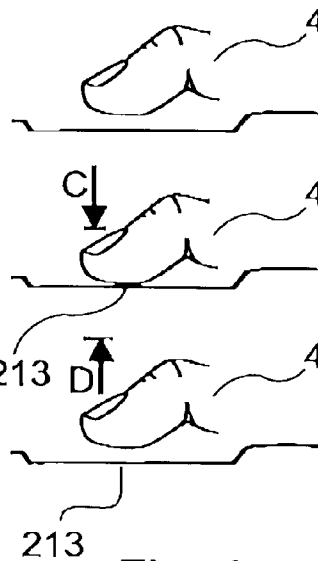


Fig. 4.

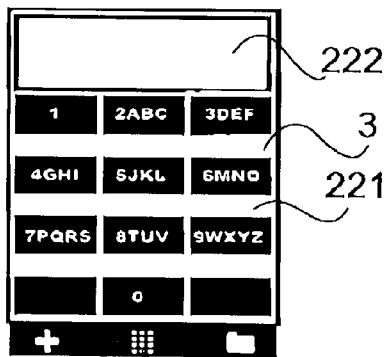
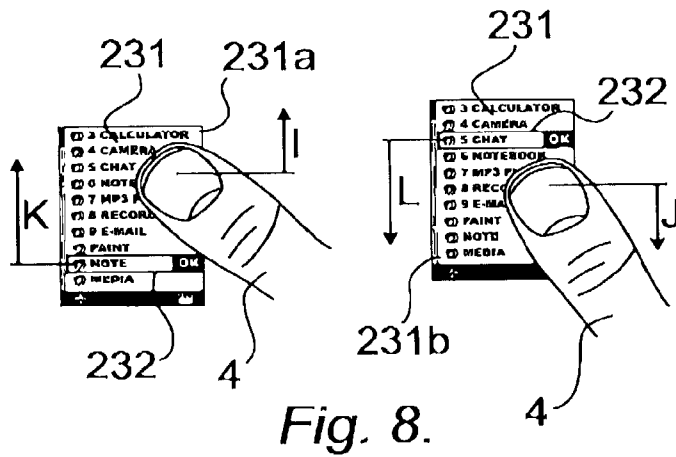
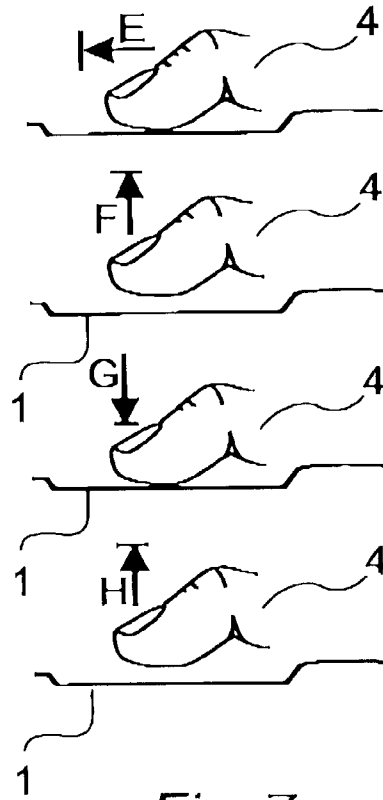
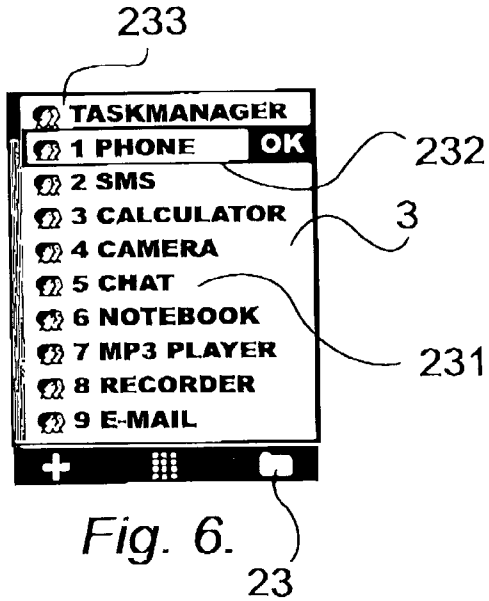
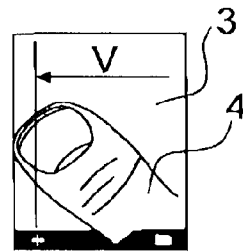
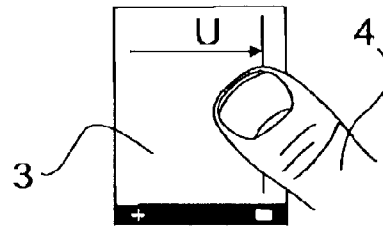
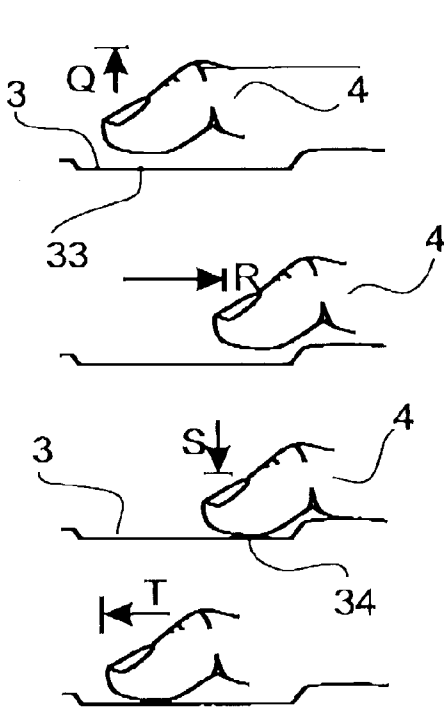
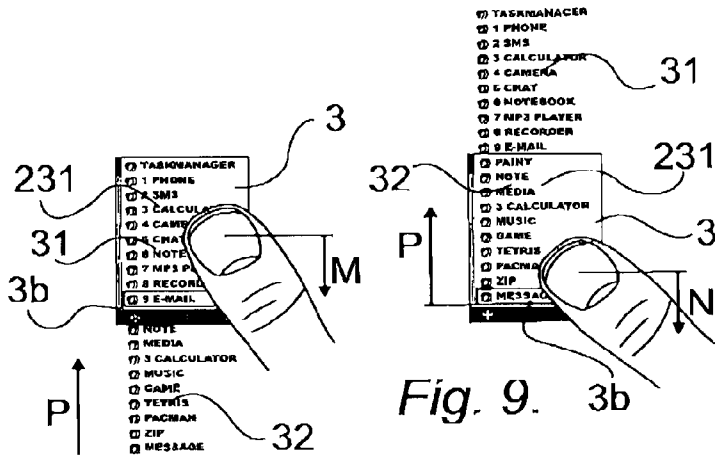


Fig. 5.





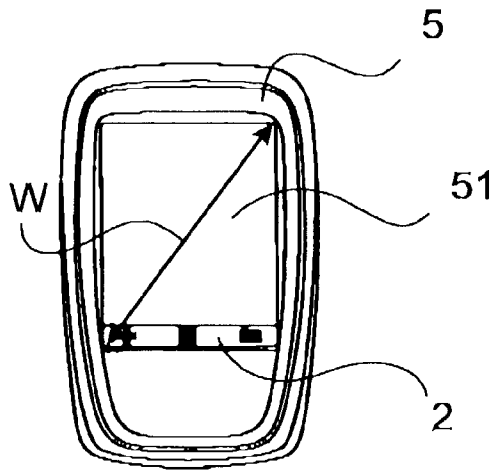


Fig. 13.

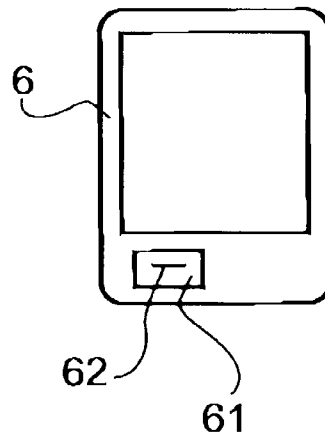


Fig. 14.

1

USER INTERFACE

PRIORITY REFERENCE TO RELATED APPLICATIONS

This application is a continuation of U.S. application Ser. No. 13/310,755, entitled USER INTERFACE, filed on Dec. 4, 2011 by inventor Magnus Goertz, which is a continuation of U.S. application Ser. No. 10/315,250, now U.S. Pat. No. 8,095,879, entitled USER INTERFACE FOR MOBILE HANDHELD COMPUTER UNIT, filed on Dec. 10, 2002 by inventor Magnus George Goertz.

TECHNICAL FIELD

The present invention relates to a user interface for a mobile handheld computer unit, which computer unit comprises a touch sensitive area, and which touch sensitive area is divided into a menu area and a display area.

The computer unit is adapted to run several applications simultaneously and to present any active application on top of any other application on the display area.

The present invention also relates to an enclosure for a handheld computer unit

The present invention also relates to a computer readable medium. A computer program product with computer program code is stored within the computer readable medium, which code, when read by a computer, will make it possible for this computer to present a user interface according to the invention.

DESCRIPTION OF BACKGROUND ART

Mobile handheld computers are known in various embodiments. One kind of handheld computer is the personal digital assistant (PDA), which is getting more and more powerful.

Another kind of handheld computer unit is the mobile phone, which also is getting more and more powerful. There are also examples of where the mobile phone and the PDA are merging into one unit.

A third kind of handheld computer is the laptop computer, which is getting smaller and smaller, even competing in size with the PDA's.

The need to manage more information has led the development towards new solutions regarding user interfaces and navigation. The PDA's and mobile phones are getting larger and larger in order to provide a user-friendly interface.

Since the users have gotten used to small handheld units, it is hard to move towards larger units. This has led to foldable keyboards, different kinds of joy sticks and different kinds of touch sensitive displays and pads intended to help in providing a user interface that is suitable for small handheld computer units.

SUMMARY OF THE PRESENT INVENTION

Technical Problems

It is a problem to provide a user-friendly interface that is adapted to handle a large amount of information and different kinds of traditional computer-related applications on a small handheld computer unit.

It is a problem to provide a user interface that is simple to use, even for inexperienced users of computers or handheld devices.

It is a problem to provide a small handheld computer unit with an easily accessible text input function.

2

It is also a problem to provide a simple way to make the most commonly used functions for navigation and management available in the environment of a small handheld computer unit.

Solution

Taking these problems into consideration, and with the starting point from a user interface for a mobile handheld computer unit, which computer unit comprises a touch sensitive area, which touch sensitive area is divided into a menu area and a display area, which computer unit is adapted to run several applications simultaneously and to present an active application on top of any other application on the display area, the present invention teaches that the menu area is adapted to present a representation of a first, a second and a third predefined function, where the first function is a general application dependent function, the second function is a keyboard function, and the third function is a task and file manager. The present invention also teaches that any one of these three functions can be activated when the touch sensitive area detects a movement of an object with its starting point within the representation of the function on the menu area and with a direction from the menu area to the display area.

With the purpose of providing a simple way of managing any application or the operations system, the present invention teaches that if the first function is activated, the display area is adapted to display icons representing services or settings, depending on the current active application. One of the icons always represents a "help"-service, regardless of application. The icons are adapted to represent services or settings of the operations system of said computer unit, such as background picture, clock, users, help, etc. if no application is currently active on the computer unit.

Selections of preferred service or setting is done by tapping on corresponding icon

With the purpose of providing the access to a text input function in any application in the computer unit, the present invention teaches that when the second function is activated, the display area is adapted to display a keyboard and a text field,

If a text passage in an active application is highlighted, then this text passage is displayed in the text field for editing through the keyboard and that the highlighted text passage is replaced by the edited text passage when the second function is deactivated.

If no text passage in an active application is highlighted, then the text field is available for inputting and editing of text through the keyboard.

In the case of the latter the first function can be activated, or the second function can be closed, in which a choice of saving or deleting the inputted text is given. The choice of saving the inputted text results in an activation of the first function. In this case the first function will present services or settings available for the inputted text, such as saving the inputted text for later use, using the inputted text as telephone number in a telephone application, or sending the inputted text as message in communications application.

In order to provide a task and file management in a user interface for a handheld mobile computer, the present invention teaches that, if the third function is activated, the display area is adapted to display a list with a library of available applications and files on the computer unit. A selection of an application will start the application, and a selection of a file will open the file in an application intended for the file.

A selection of an application or a file is done by moving the object so that the representation of desired application or file

is highlighted, removing the object from the touch sensitive area, and then tapping on the touch sensitive area.

According to the present invention a navigation in the list is performed by moving the object in a direction towards the top of the list or towards the bottom of the list. This will cause the marking to move in the same direction. The speed of the movement of the marking is lower than the speed of the movement of the object, with the purpose of making the navigation easier.

The user interface of the present invention is specifically adapted to be used with a small computer unit where the size of the touch sensitive area is in the order of 2-3 inches. The user interface is also adapted to be operated by one hand, where the object can be a finger, such as the thumb, of a user of the computer unit.

Advantages

Those advantages that can be primarily associated with a user interface or a computer readable medium according to the present invention reside in the ability to establish a user-friendly interface for small handheld computers, both regarding general application set-up functions, text input functions, and file and task management.

BRIEF DESCRIPTION OF THE DRAWINGS

The present invention will now be described in more detail with reference to the accompanying drawings, in which

FIG. 1 is a schematic and highly simplified view of a touch sensitive area on a mobile handheld computer unit;

FIG. 2 is a schematic side view illustrating the activation of a function;

FIG. 3 is a schematic illustration of a first function;

FIG. 4 is a schematic side view illustrating the selection of a service or setting represented by an icon;

FIG. 5 is a schematic illustration of a second function;

FIG. 6 is a schematic side view illustrating the selection of a third function;

FIG. 7 is a schematic illustration of an application or file;

FIG. 8 is a schematic illustration on how navigation is performed;

FIG. 9 is a schematic illustration of how the content of the display are is changed;

FIG. 10 is a schematic side view further illustrating how navigation is performed;

FIG. 11 is a schematic illustration of moving forwards in an application;

FIG. 12 is a schematic illustration of moving backwards in, or closing, an application;

FIG. 13 is a schematic illustration of an enclosure

FIG. 14 is a schematically illustration of a computer readable medium

DESCRIPTION OF EMBODIMENTS AT PRESENT PREFERRED

FIG. 1 illustrates a user interface for a mobile handheld computer unit. The user interface according to the present invention is specifically adapted to computer units comprising a touch sensitive area 1, which is divided into a menu area 2 and a display area 3. It should be understood that there are several different kinds of known touch sensitive displays and that the present invention does not depend on what kind of touch sensitive display that is used in relation to the inventive user interface.

The computer unit is adapted to run several applications simultaneously and to present an active application on top of any other application on the display area 3. It should be understood that by simultaneously it is meant any technology that will make it appear to a user of the computer unit that applications are run simultaneously and that the present invention does not depend on how this is realised, whether it is through time-sharing of one processor, parallel use of several processors, or any other technique.

According to the present invention the menu area 2 is adapted to present a representation of a first 21, a second 22 and a third 23 predefined function.

The first function 21 is a general application dependent function, the second function 22 is a keyboard function, and the third function 23 is a task and file manager.

FIG. 2 shows that any one of these three functions 21, 22, 23 can be activated when the touch sensitive area 1 detects a movement of an object 4 with its starting point A within the representation of a function on the menu area 2 and with a direction B from the menu area 2 to the display area 3.

FIG. 3 shows that if the first function 21 is activated, then the display area 3 is adapted to display icons 211, 212, 213, 214, 215, 216 representing services or functions depending on the current active application. One of the icons, in the figure exemplified by icon 211, always represents a "help"-service, regardless of application. Any key that, because of lack of space on the display area, or because the key should be hidden from the active application, or because of any other reason is not shown on the display area of an active application, can be represented by one of the icons 212, 213, 214, 215, 216 that is shown when the first function 21 is activated.

If for instance the active application handles a picture, then the icons that are shown when the first function is activated can be services such as "save to disk", "send as SMS", or "delete" and they can be settings such as "resolution", "colour", or "brightness".

If no application is currently active on the computer unit, then the icons 211, 212, 213, 214, 215, 216 are adapted to represent services or settings of the operations system of the computer unit, such as background picture, clock, alarm 215, users 213, help 211, etc.

FIG. 4 shows that selection of a preferred service or setting is done by tapping C, D on corresponding icon 213.

FIG. 5 shows that if the second function 22 is activated, then the display area 3 is adapted to display a keyboard 221 and a text field 222.

Two different scenarios can be at hand when this function key is activated. A first scenario can be that a text passage in the active application is highlighted as the second function is activated. If this is the case then the highlighted text passage is displayed in the text field 222 for editing through the keyboard 221.

The highlighted text passage is replaced by the edited text passage when the second function 21 is deactivated.

A second scenario can be that no text passage in the active application is highlighted. If this is the case then the text field 222 is available for inputting and editing of text through the keyboard 221.

In the case of the latter scenario, the first function 21 can be activated, or the second function 22 can be closed. If the second function 22 is closed then a choice of saving or deleting the inputted text is given, where the choice of saving the inputted text results in an activation of the first function 21.

As the first function 21 is activated with the second function 22 as currently active application the first function 21 will present services or settings available for the inputted text, such as saving the inputted text for later use, using the input-

5

ted text as telephone number in a telephone application, or sending the inputted text as message in communications application, such as e-mail, SMS, or fax.

FIG. 6 shows that if the third function 23 is activated, then the display area 3 is adapted to display a list 231 with a library of available applications and files on the computer unit.

A selection of an application will start the application, and a selection of a file will open the file in an application intended for the file. The name of a selected file can be edited by activation of the second function 22 as the file is highlighted.

FIG. 7 shows that a selection of an application or a file is done by moving E the object 4 so that the representation of a desired application or file is highlighted, removing F the object 4 from the touch sensitive area 1, and then tapping G, H on the touch sensitive area 1.

An application or file is highlighted by placing some kind of marking 232 on the representation of the application or file. This marking can be done in different ways, for example by putting a frame around the representation of the application or file, as shown in the figure, or by inverting the representation of the application or file.

It should be understood that all lists in the computer unit, such as a list of contact information in an address book, a list of e-mail messages in a mailbox, or a telephone log, can be managed in the above described manner.

The list 231 can be adapted to present only files or only applications. In this case, the top area of the list 231 can present a field 233 through which the content of the list 231 can be altered. If the list only presents files, then the field 233 can display a representation of a task manager and a selection of the field 233 will cause the list 231 to after to present only applications, and if the list 231 only presents applications, then the field 233 displays a representation of a file manager and a selection of the field 233 will cause the list 231 to after and present only files.

FIG. 8 shows that navigation in the list is performed by moving the object 4 in a direction I towards the top 231a of the list 231 or towards J the bottom 231b of the list 231. This movement I, J of the object 4 will cause the marking 232 to move K, L in the same direction. The speed of the movement K, L of the marking 232 is lower than the speed of the movement I, J of the object 4.

FIG. 9 shows that if the number of applications and/or files in the list 231 exceeds the number of applications and/or files that can be presented on the display area 3, and if the object 4 is moved to the top or bottom position of the display area, then lifted, replaced on the display area, and then again moved to the top or bottom of the display area, then the content of the display area will be replaced one whole page, meaning that if the object 4 is positioned N at the bottom 3b of the display area 3, then lifted, replaced on the display area 3, and then again moved M to the bottom 3b of the display area 3, then the content 31 of the display area 3 will be replaced P by the following applications and/or files 32 in the list 231. In the same way, but not shown in the figure, if the object is positioned at the top of the display area, then lifted, replaced on the display area 3, and then again moved to the top of the display area, the content of the display area will be replaced by the preceding applications and/or files in the list.

FIG. 10 shows that if the object 4 is removed Q from a first position 33 on the display area 3 and then replaced R, S on a second position 34 on the display area 3, then the navigation can be continued T from the second position 34.

FIG. 11 shows that moving U the object 4 from the left of the display area 3 to the right of the display area 3 moves the active application, function, service or setting on one step forwards. FIG. 12 shows that, in a similar manner, the active

6

application, function, service or setting is closed or backed one step by moving V the object 4 from the right of the display area 3 to the left of the display area 3.

As shown in FIG. 1, the menu area 2 is positioned at the bottom of the touch sensitive area 1. The representation of the first function 21 is positioned at the left side of the menu area 2, the representation of the second function 22 is positioned at the middle of the menu area 2, and the representation of the third function 23 is positioned at the right side of the menu area 2.

As shown in FIG. 13, the present invention relates to a user interface for a hand held mobile unit that preferably can be manageable with one hand. Hence the present invention teaches that the user interface is adapted to a touch sensitive area 1 with a size that is in the order of 2-3 inches, meaning the diagonal distance W between two corners of the touch sensitive area 1.

The user interface is adapted to be operated by one hand, where the object 4 can be a finger, such as the thumb shown in the figures, of a user of the computer unit. It should be understood though that the present invention might also be used with another object, such as a pen or other pointing device.

According to one preferred embodiment of the present invention the computer unit is covered with an enclosure 5, which is provided with an opening 51 for the display area 3, and where the representations of the menu area 2 is printed on top of the enclosure 5. It should be understood that the opening 51 might be a transparent part of the enclosure 5 or that it might be an open aperture depending on among other things technical considerations pertaining to the touch sensitive area 1.

This makes it possible to allow the enclosure 5 to be removable and exchangeable.

FIG. 14 shows a computer readable medium, in the figure schematically shown as a solid-state memory 61. A computer program product is stored within the computer readable medium. This computer program product comprises computer readable code 62, which, when read by a computer 6, will make it possible for the computer 6 to present a user interface according to the present invention.

The present invention also teaches that the computer program product is adapted to function as a shell upon an operations system.

It will be understood that the invention is not restricted to the aforesaid and illustrated exemplifying embodiments thereof, and that these embodiments can be modified within the scope of the inventive concept illustrated in the accompanying Claims.

The invention claimed is:

1. A non-transitory computer readable medium storing instructions which, when executed by a processor of a mobile handheld computer comprising a screen, cause the processor to present a user interface for the mobile handheld computer, the user interface comprising at least one touch sensitive strip along at least one edge of the screen, wherein the user interface is programmed to provide an information transmission pipeline in response to first and second multi-step input gestures, each gesture comprising (i) an object touching the screen within said at least one touch sensitive strip, and then (ii) the object gliding along the screen away from said at least one touch sensitive strip, whereby the user interface is responsive to the first multi-step user input gesture to activate a first graphical user interface (GUI) on the screen for providing information to be transmitted, and is responsive to the second multi-step input gesture to activate a second GUI providing a plurality of options for transmitting the information provided by the first GUI.

7

2. The computer readable medium of claim 1, wherein at least one of the first and second GUI comprises a plurality of user interface controls.

3. The computer readable medium of claim 2, wherein said plurality of user interface controls comprises icons.

4. The computer readable medium of claim 2, wherein said plurality of user interface controls comprises virtual buttons.

5. The computer readable medium of claim 2, wherein said plurality of user interface controls comprises a list of mobile handheld computer applications.

6. The computer readable medium of claim 2, wherein the plurality of user interface controls is displayed outside of said at least one touch sensitive strip.

7. The computer readable medium of claim 6, wherein the plurality of user interface controls is not displayed prior to the first GUI being activated.

8. The computer readable medium of claim 7, wherein at least one of the plurality of user interface controls comprises a control for activating a mobile handheld computer function.

9. The computer readable medium of claim 1, wherein at least one of the first and second GUI comprises a keyboard and a keyboard entry field.

10. The computer readable medium of claim 1, wherein the entire screen is touch-sensitive, and wherein an active application, function, service or setting is advanced one step in response to a multi-step operation comprising (i) an object touching the screen outside of said at least one touch sensitive

8

strip, and then (ii) the object gliding along the screen in a first direction away from the touched location.

11. The computer readable medium of claim 10, wherein an active application, function, service or setting is closed or backed one step in response to a multi-step operation comprising (i) an object touching the screen outside of said at least one touch sensitive strip, and then (ii) the object gliding along the screen in a direction opposite to the first direction and away from the touched location.

12. The computer readable medium of claim 1, wherein said instructions function as a layer upon an operating system.

13. The computer readable medium of claim 1, wherein the user interface is programmed to provide for only one type of input gesture within the at least one touch sensitive strip, namely, the multi-step input gesture.

14. The computer readable medium of claim 1, wherein no additional gesture is performed between the first and the second multi-step input gestures.

15. The computer readable medium of claim 1, wherein each of said at least one touch sensitive strip is less than a thumb's width wide within the screen.

16. The computer readable medium of claim 1, wherein the information provided by the first GUI comprises text.

17. The computer readable medium of claim 1, wherein the second GUI replaces the first GUI.

* * * * *