



US008971865B2

(12) **United States Patent**
Bychkov et al.

(10) **Patent No.:** **US 8,971,865 B2**
(45) **Date of Patent:** **Mar. 3, 2015**

(54) **CONVERGED CORDLESS AND CELLULAR PHONE SYSTEM**

USPC **455/417**; 455/426.1; 455/553.1

(75) Inventors: **Eyal Bychkov**, Hod Hasharon (IL); **Tal Engelstein**, Ramat Gan (IL); **Yair Leshem**, Tel Aviv (IL); **Uri Ron**, Tel Aviv (IL); **Uriel R. Brison**, Tel Aviv (IL); **Sigalit Klimovsky**, Tel Aviv (IL)

(58) **Field of Classification Search**
CPC H04W 24/02; H04W 8/245; G06F 8/65
USPC 455/417, 426, 553
See application file for complete search history.

(73) Assignee: **Google Inc.**, Mountain View, CA (US)

(56) **References Cited**

(*) Notice: Subject to any disclaimer, the term of this patent is extended or adjusted under 35 U.S.C. 154(b) by 859 days.

U.S. PATENT DOCUMENTS

5,625,673 A 4/1997 Grewe et al.
5,628,055 A 5/1997 Stein

(Continued)

(21) Appl. No.: **12/369,915**

FOREIGN PATENT DOCUMENTS

(22) Filed: **Feb. 12, 2009**

EP 1871075 A1 12/2007
WO 9421058 A1 9/1994

(65) **Prior Publication Data**

US 2009/0156188 A1 Jun. 18, 2009

Related U.S. Application Data

(63) Continuation-in-part of application No. 12/237,399, filed on Sep. 25, 2008.

(60) Provisional application No. 60/995,575, filed on Sep. 26, 2007, provisional application No. 61/062,171, filed on Jan. 23, 2008, provisional application No. 61/063,668, filed on Feb. 5, 2008, provisional application No. 61/080,264, filed on Jul. 13, 2008.

(Continued)

Primary Examiner — Mahendra Patel
Assistant Examiner — Natasha Cosme

(74) *Attorney, Agent, or Firm* — Soquel Group LLC

(51) **Int. Cl.**

H04M 3/42 (2006.01)
H04W 4/00 (2009.01)
H04M 1/00 (2006.01)
H04M 1/725 (2006.01)
H04W 8/08 (2009.01)
H04W 88/10 (2009.01)

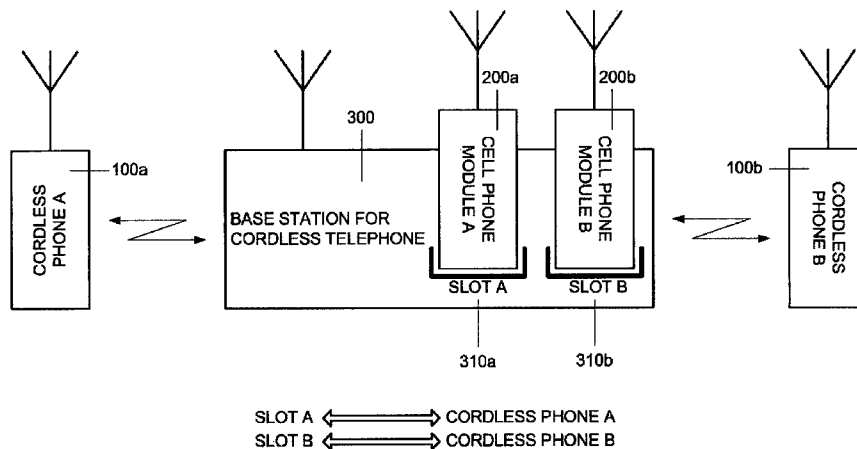
(52) **U.S. Cl.**

CPC **H04M 1/72513** (2013.01); **H04M 1/72527** (2013.01); **H04W 8/08** (2013.01); **H04W 88/10** (2013.01)

(57) **ABSTRACT**

An integrated cordless and cellular phone system, including a base station for one or more cordless phones, the base station being served by a fixed line telephone network operator, including one or more slots for attaching one or more cellular phone modules therein, the cellular phone modules being served by corresponding cellular network operators, wherein each of the one or more slots is associated with a corresponding cordless phone, and call routing circuitry (i) for identifying an incoming call to the base station as being intended for a specific one of the cellular phone modules, and (ii) for routing the incoming call to the cordless phone that is associated with the slot to which the specific cellular phone module is attached. A method is also described and claimed.

18 Claims, 8 Drawing Sheets



(56)

References Cited

U.S. PATENT DOCUMENTS

5,675,629 A 10/1997 Raffel et al.
 5,809,115 A 9/1998 Inkinen
 5,893,037 A 4/1999 Reece et al.
 5,907,815 A 5/1999 Grimm et al.
 6,044,145 A * 3/2000 Kelly et al. 379/265.02
 6,188,917 B1 2/2001 Laureanti
 6,201,867 B1 3/2001 Koike
 6,243,578 B1 6/2001 Koike
 6,477,357 B1 11/2002 Cook
 6,516,202 B1 2/2003 Hawkins et al.
 6,640,113 B1 10/2003 Shin et al.
 6,690,947 B1 2/2004 Tom
 6,898,283 B2 5/2005 Wycherley et al.
 6,907,264 B1 6/2005 Sterkel
 6,987,988 B2 * 1/2006 Uchiyama 455/557
 6,999,792 B2 2/2006 Warren
 7,085,542 B2 8/2006 Dietrich et al.
 7,194,285 B2 3/2007 Tom
 7,251,484 B2 * 7/2007 Aslanian 455/426.1
 7,266,391 B2 9/2007 Warren
 7,412,257 B2 * 8/2008 Loveland 455/554.2
 7,477,919 B2 1/2009 Warren
 7,515,937 B2 4/2009 Lee
 2002/0090980 A1 7/2002 Wilcox et al.

2002/0151327 A1 10/2002 Levitt
 2003/0069014 A1 * 4/2003 Raffel et al. 455/426
 2004/0233930 A1 11/2004 Colby, Jr.
 2004/0268005 A1 12/2004 Dickie
 2005/0159184 A1 7/2005 Kerner et al.
 2006/0003804 A1 1/2006 Liu
 2006/0105722 A1 5/2006 Kumar
 2006/0190321 A1 8/2006 Martins Nicho et al.
 2006/0241353 A1 10/2006 Makino et al.
 2006/0293038 A1 * 12/2006 Walter et al. 455/418
 2007/0004450 A1 1/2007 Parikh
 2007/0018957 A1 1/2007 Seo
 2007/0079030 A1 4/2007 Okuley et al.
 2007/0161404 A1 7/2007 Yasujima et al.
 2007/0189481 A1 * 8/2007 Cadiz et al. 379/142.04
 2007/0288583 A1 12/2007 Rensin et al.
 2008/0009325 A1 1/2008 Zinn et al.
 2008/0040354 A1 2/2008 Ray et al.
 2008/0140886 A1 6/2008 Izutsu
 2008/0231521 A1 9/2008 Anguera Pros et al.

FOREIGN PATENT DOCUMENTS

WO 0059247 A1 10/2000
 WO 0186922 A1 11/2001
 WO 03103174 A1 12/2003

* cited by examiner

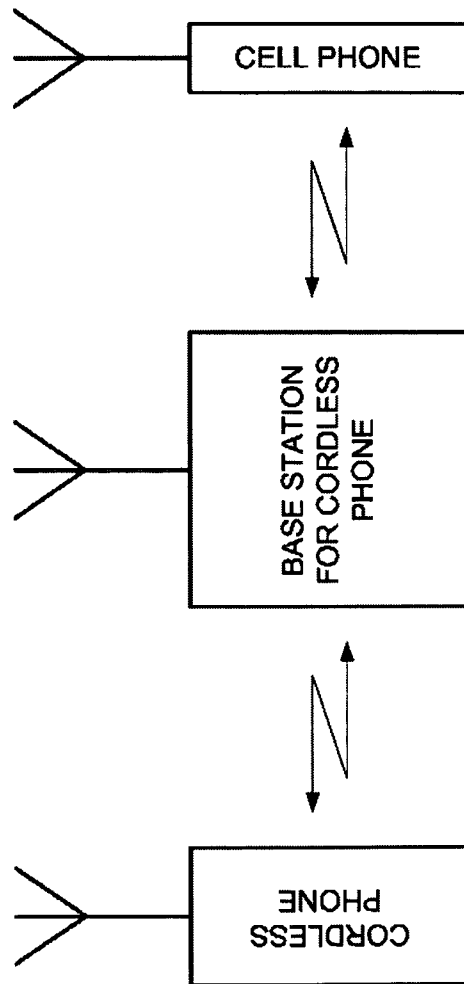


FIG. 1
(PRIOR ART)

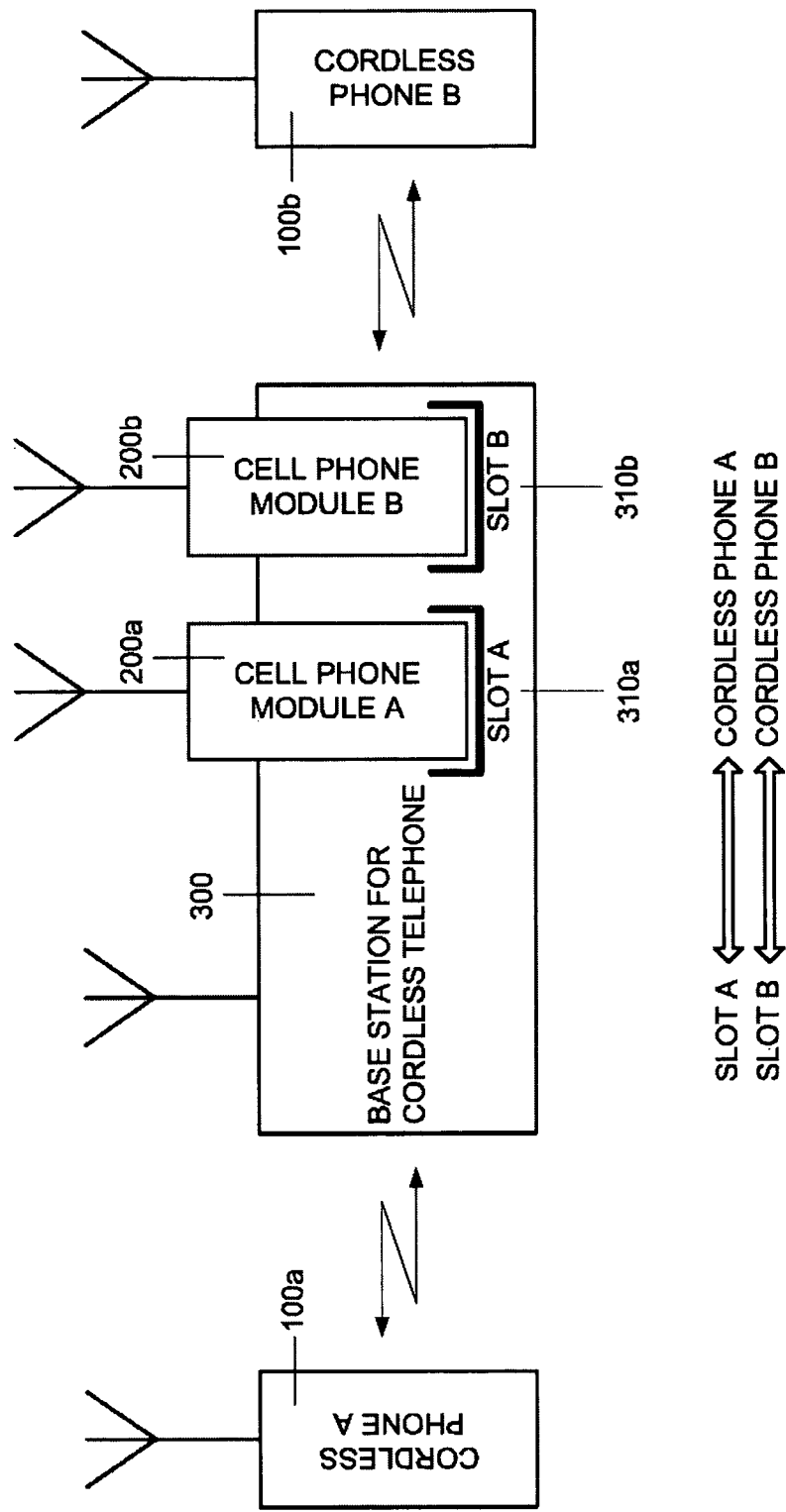


FIG. 2

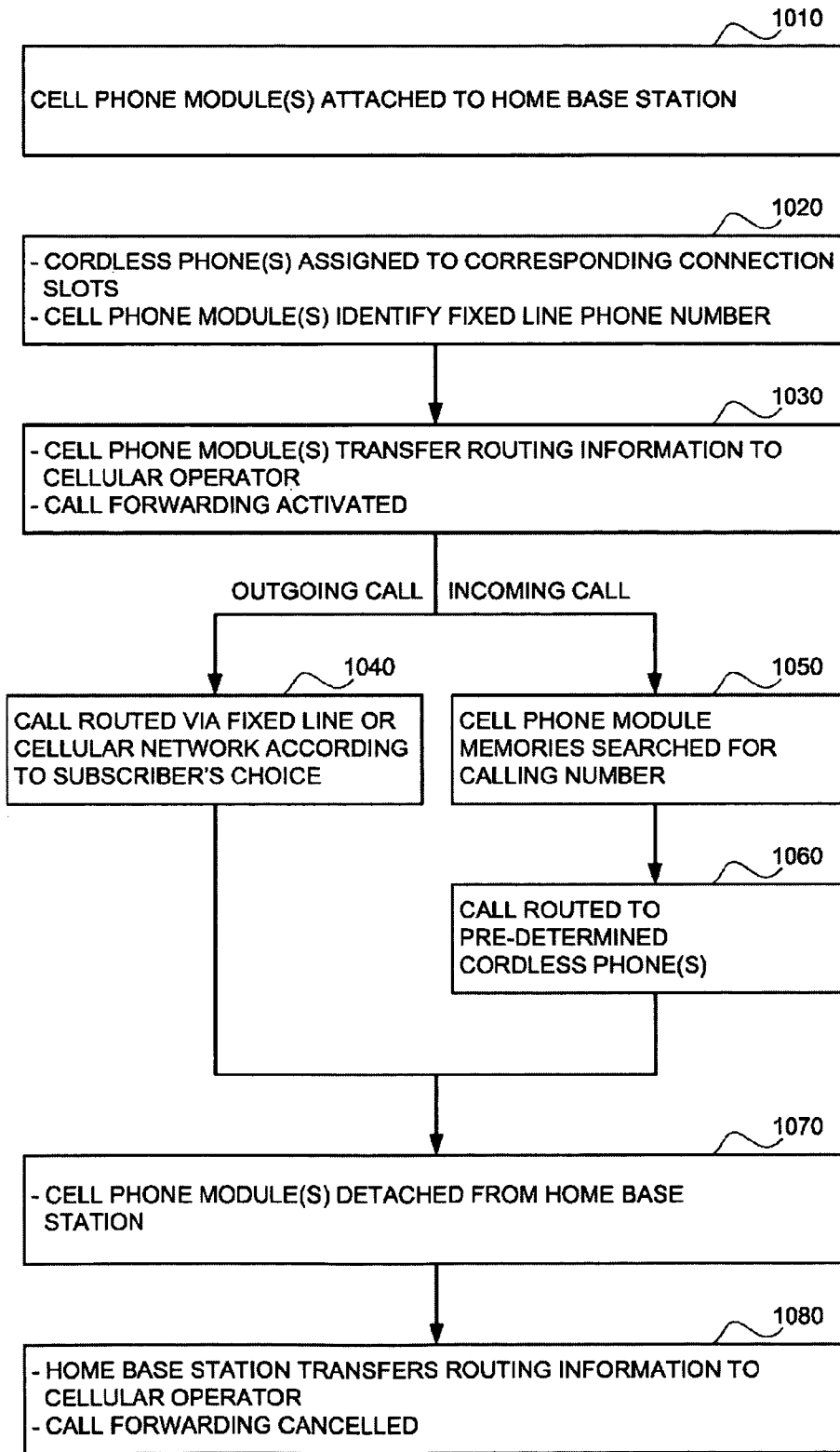


FIG. 3

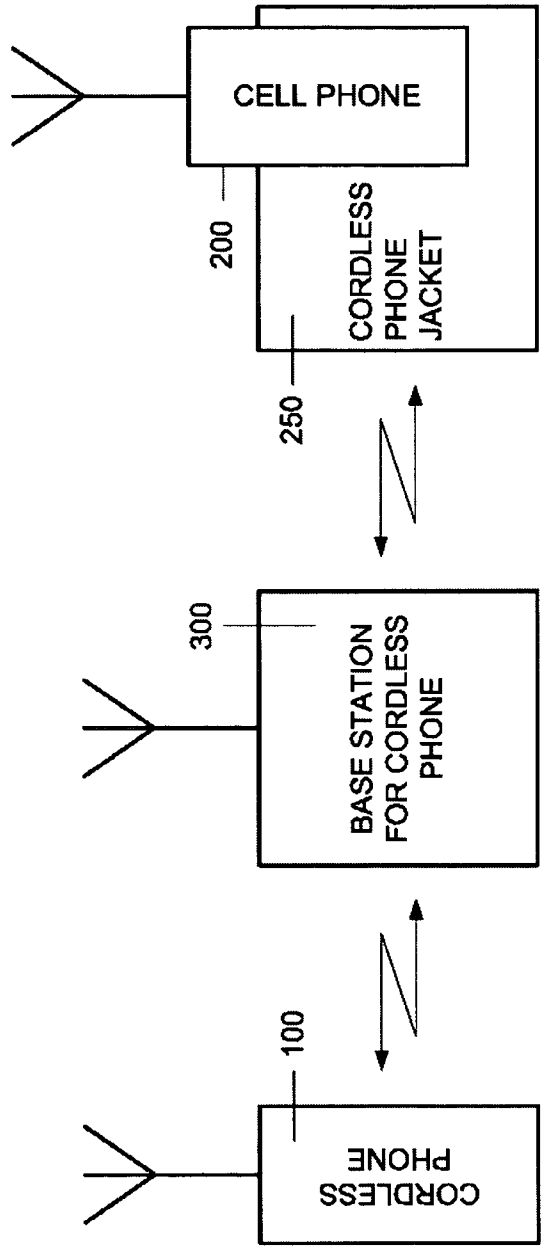


FIG. 4

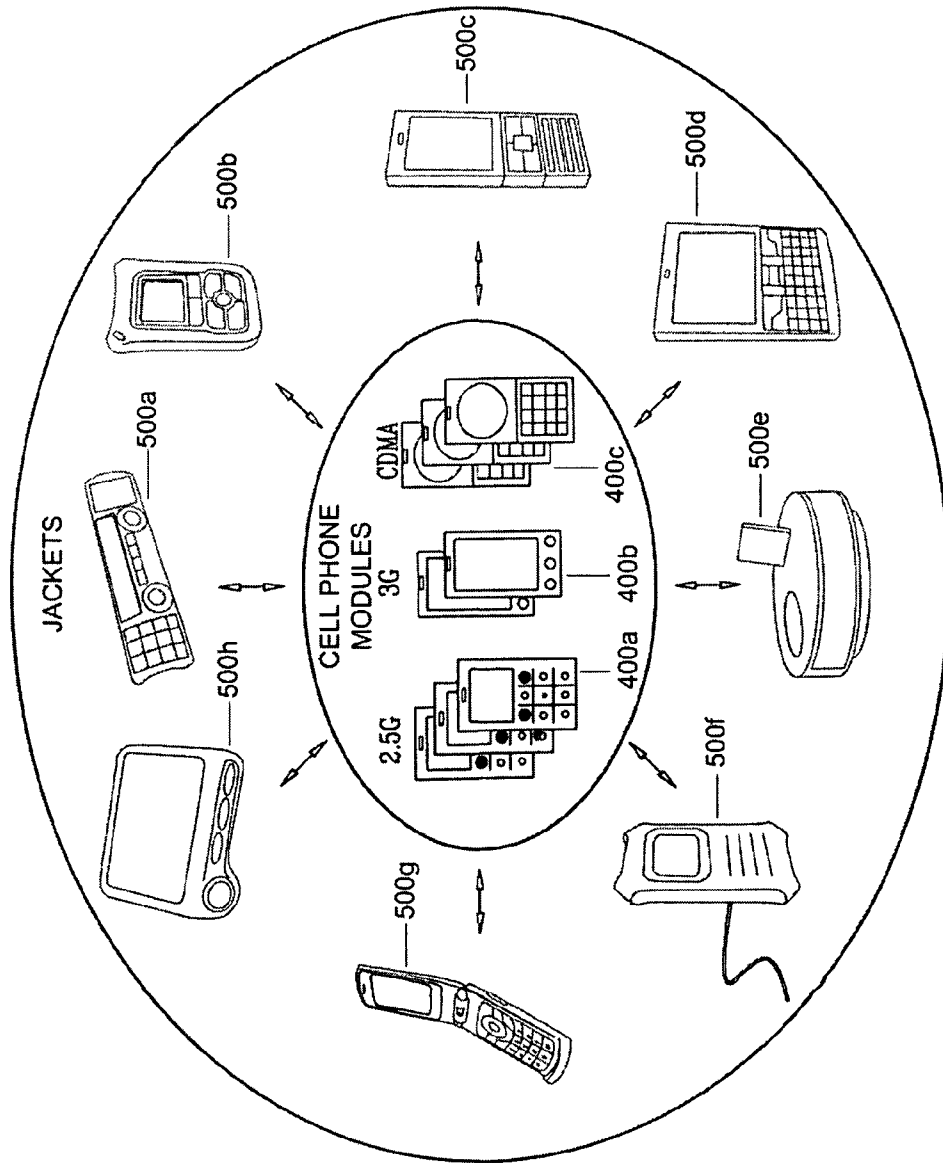


FIG. 5

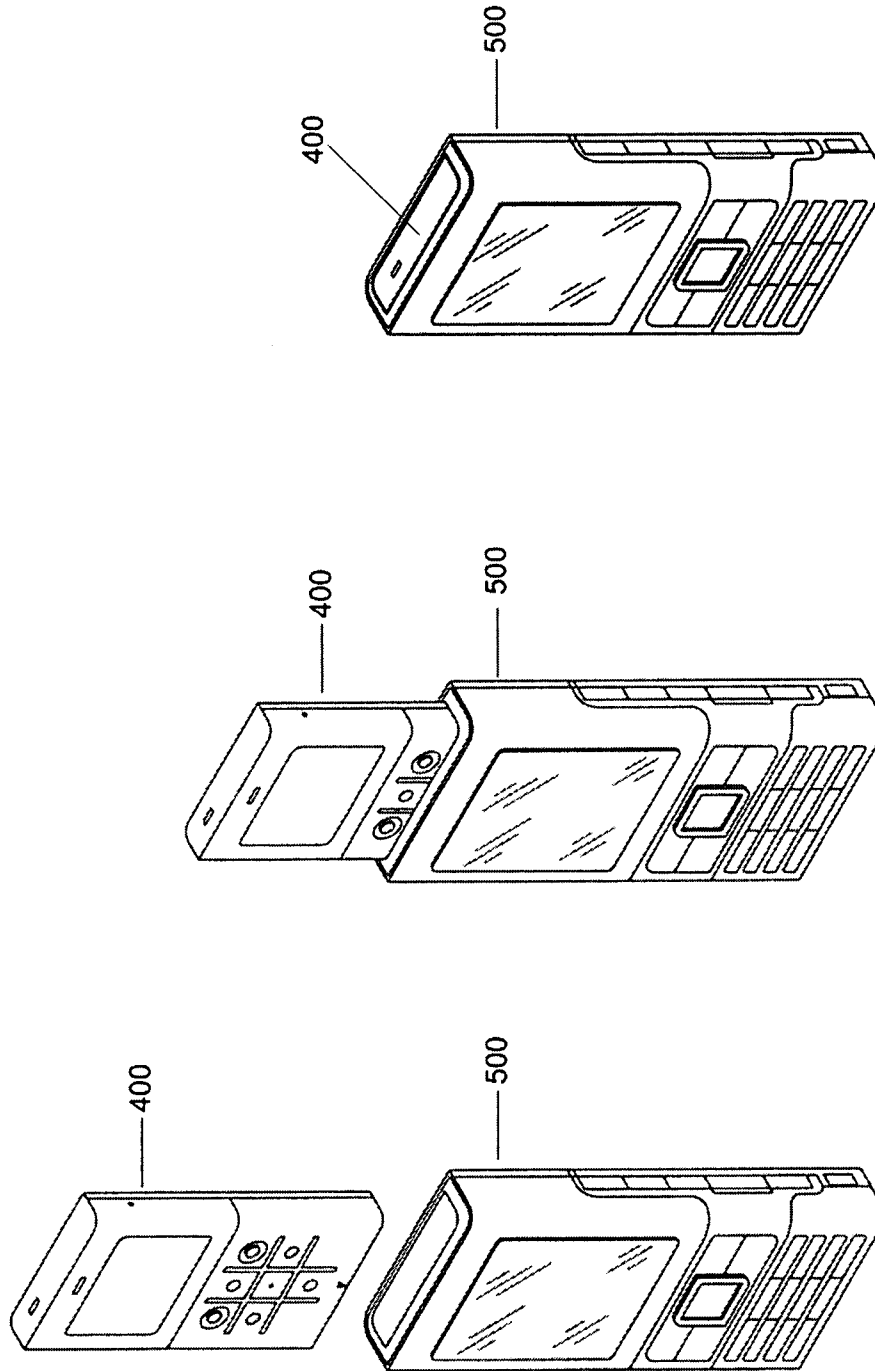


FIG. 6

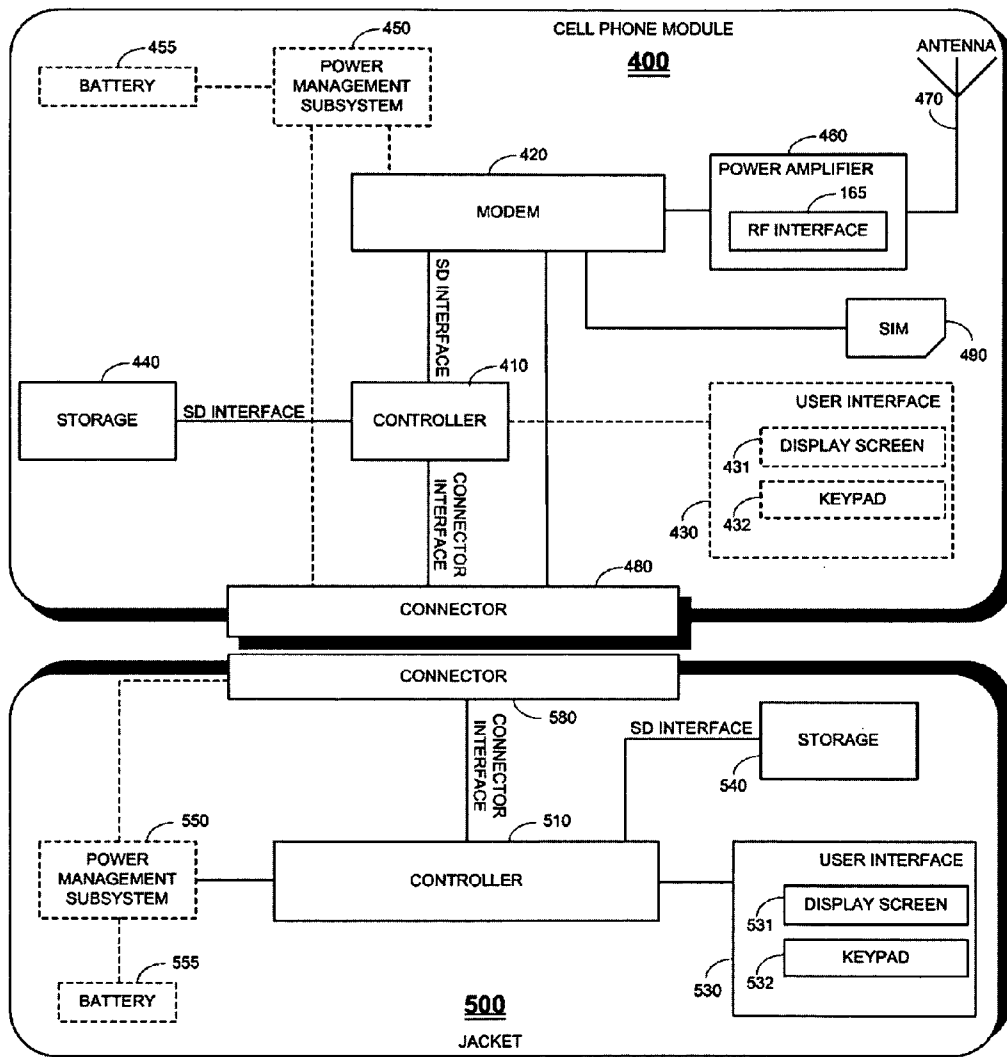


FIG. 7

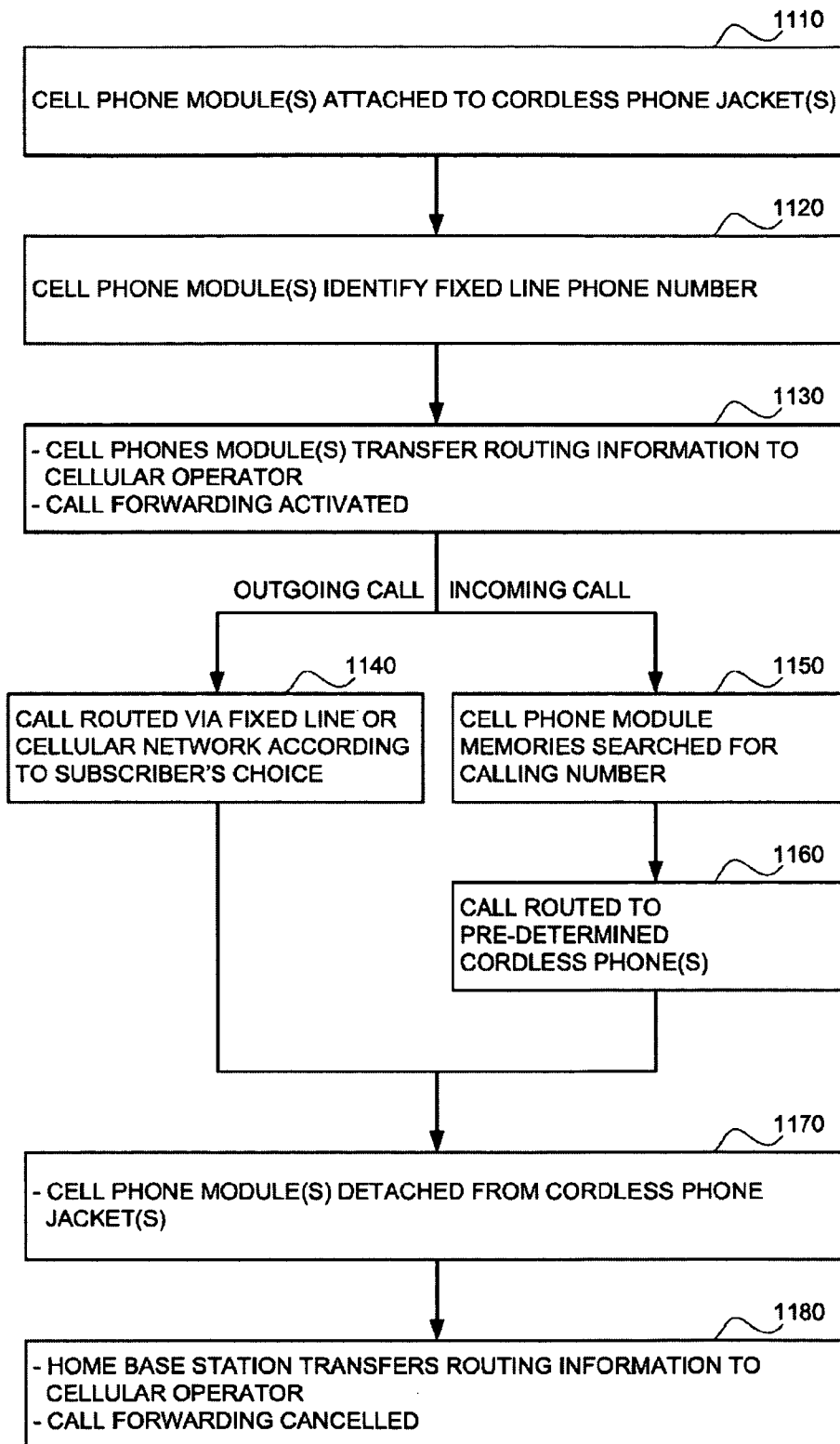


FIG. 8

CONVERGED CORDLESS AND CELLULAR PHONE SYSTEM

CROSS REFERENCE TO RELATED APPLICATIONS

This application is a continuation-in-part of assignee's co-pending application U.S. Ser. No. 12/237,399, filed on Sep. 25, 2008 and entitled AUTOMATED CONSUMER ELECTRONICS DEVICE REPORTING, which claims priority (i) from U.S. Ser. No. 60/995,575 filed on Sep. 26, 2007 and entitled AUTOMATED CONSUMER ELECTRONICS DEVICE REPORTING, (ii) from U.S. Ser. No. 61/062,171 filed on Jan. 23, 2008 and entitled MODULAR WIRELESS COMMUNICATOR, (iii) from U.S. Ser. No. 61/063,668 filed on Feb. 5, 2008 and entitled MODULAR WIRELESS COMMUNICATOR, and (iv) from U.S. Ser. No. 61/080,264 filed on Jul. 13, 2008 and entitled AUTOMATED CONSUMER ELECTRONICS DEVICE REPORTING.

FIELD OF THE INVENTION

The present invention relates to telephone systems and, in particular, to cordless phones and cellular phones.

BACKGROUND OF THE INVENTION

Users today generally subscribe to two types of communication systems; namely, fixed line communication systems and cellular communication systems. Cell phones are typically used on-the-go, and fixed phones are typically used in homes and offices. Fixed phones are known to have better sound quality, and their use is less expensive than cell phones.

Many subscribers use cordless phones in their homes. A cordless phone is a wireless unit that communicates via radio waves with a base station that is connected to a fixed telephone line. A cordless phone is operable within a limited range of its base station. The base station attaches to a telephone network in the same way that a conventional corded phone attaches thereto. A cordless phone uses one of a variety of communication protocols, such as Digital Enhanced Cordless Telecommunications (DECT), Personal Handyphone System (PHS) and Bluetooth, each standard differing in frequency band and method of transmission.

When subscribers are in range of their base stations, they are able to communicate using both a cordless phone and a cellular phone. Since cordless phones enjoy the benefits of fixed phones, it is of advantage to subscribers to integrate their cordless phones and cell phones, and have incoming calls to their cell phones forwarded to their cordless phones when the subscribers are in range of their base stations. It is also of advantage to network operators to integrate cordless phones and cell phones. Subscribers benefit by being able to use their cordless phones instead of their cell phones wherever possible. Operators who own both fixed and cellular networks benefit by reductions in traffic over the cellular network.

Prior art stations for integrating cordless and cell phones, such as KX-TH1211 and KX-TH1212, manufactured by Panasonic Corporation of Osaka, Japan, and GE28128EE2, manufactured by General Electric Company of Fairfield, Conn., use "Link-to-Cell" technology. In this regard, reference is now made to FIG. 1, which is a prior art diagram of a combined DECT+cellular system for integrating a cordless phone and a cell phone. As shown in FIG. 1, a cell phone is connected to a single Link-to-Cell base station via Bluetooth, and may be placed anywhere in a vicinity of the base station,

ideally in an area with good cellular coverage. When an incoming cellular call is received, the base station rings the cordless phone.

A similar system, the Bluetooth Cell Phone Docking Station ITC-BTTN, manufactured by XLink Technology, Inc. of Milpitas, Calif., operates by connecting a Bluetooth-enabled cell phone with a standard desktop phone, enabling a subscriber to use a regular home or office phone over a cellular service network.

Subscribers often store large amounts of personal data on their cell phones, including inter alia information about contacts, calendar items, themes, ring tones, music and documents. Cordless phones, in distinction, typically store little or none of the subscribers' personal data. As such, use of cordless phones is limiting for subscribers.

U.S. Pat. No. 7,043,248 to Hallenstal et al. describes a mobile terminal that combines a cordless+cell phone. Incoming calls to a phone number of the mobile terminal are connected over a fixed line network if the mobile terminal is within radio coverage of a home base station, and connected over a cellular network if the mobile terminal is out of radio coverage. As such, network operators direct calls over the fixed line network instead of the cellular network, thereby relieving congestion of the cellular network.

According to Hallenstal, the home base station periodically updates the mobile terminal as to whether the subscriber is within range of the base station. This information is stored in an operator database, such as the location database of the fixed line operator, or the home location register (HLR) of the cellular operator.

According to Hallenstal, a subscriber has a single phone number in both cellular and fixed line networks, and thus when an incoming call arrives, the database storing information about the subscriber's location is queried to determine whether the call should be routed via the fixed line network or via the cellular network.

A drawback with the system of Hallenstal is the need for a single phone that is compatible with both the home base station technology, such as DECT, and with the cellular network technology. A further drawback with the system of Hallenstal is incompatibility with existing phone systems.

CSR PLC of Cambridge, England and IVT Corporation of Beijing, China have announced a one-phone combination cordless+cellular system, based on Bluetooth technology. The one-phone combination uses the Cordless Telephony Profile (CTP) within Bluetooth, to enable a Bluetooth-enabled cell phone to switch between cellular and fixed line networks, depending on the subscriber's location. The one-phone combination uses a single phone number for both cellular and fixed line network connections.

A drawback with the one-phone combination is that a single device is generally not suitable for both home/office use and for on-the-go use.

SUMMARY OF THE DESCRIPTION

Aspects of the present invention relate to an integrated cordless+cellular phone system. Embodiments of the present invention enable a plurality of cordless phones and cell phone modules within a household to be combined, and for an incoming call to any of the plural cell phone modules to be correctly routed to the appropriate cordless phone. Outgoing calls may be routed over a fixed line or cellular network, according to subscriber preference.

There is thus provided in accordance with an embodiment of the present invention an integrated cordless and cellular phone system, including a base station for one or more cord-

less phones, the base station being served by a fixed line telephone network operator, including one or more slots for attaching one or more cellular phone modules therein, the cellular phone modules being served by corresponding cellular network operators, wherein each of the one or more slots is associated with a corresponding cordless phone, and call routing circuitry (i) for identifying an incoming call to the base station as being intended for a specific one of the cellular phone modules, and (ii) for routing the incoming call to the cordless phone that is associated with the slot to which the specific cellular phone module is attached.

There is additionally provided in accordance with an embodiment of the present invention an integrated cordless and cellular phone system, including one or more cordless phones coupled with a base station, each cordless phone comprising a slot for attaching a cellular phone module therein, the cellular phone modules being served by corresponding cellular network operators, and a base station for the one or more cordless phones, the base station being served by a fixed line telephone network operator, including call routing circuitry (i) for identifying an incoming call to the base station as being intended for a specific one of the cellular phone modules, and (ii) for routing the incoming call to the cordless phone to which the specific cellular phone module is attached.

There is further provided in accordance with an embodiment of the present invention a method for integrating cordless and cellular phones, including associating one or more cell phone modules with corresponding one or more cordless phones, each of the one or more cell phone modules including a contact list stored within its memory, receiving an incoming phone call, the incoming call being provided with a calling line identification (CLI), searching the one or more contact lists of the one or more cell phone modules, for the presence of the CLI, and routing the incoming call to the cordless phones associated with those cell phone modules that have the CLI in their contact lists.

There is yet further provided in accordance with an embodiment of the present invention a method for integrating cordless and cellular phones, including associating each of a plurality of cell phone modules with a corresponding one of a plurality of cordless phones, each of the plurality of cell phone modules having an identifier, receiving a forwarded incoming phone call from a caller, automatically prompting the caller to enter an identifier, and routing the forwarded incoming call to the cordless phone associated with the cell phone module that is identified by the identifier entered by the caller.

There is moreover provided in accordance with an embodiment of the present invention a method for integrating cordless and cellular phones, including associating each of a plurality of cell phone modules with a corresponding one of a plurality of cordless phones, each of the plurality of cell phone modules having an identification, receiving a forwarded incoming phone call, the incoming call being provided with a forwarding party's identification, and routing the forwarded incoming call to the cordless phone associated with the cell phone module that is identified by the forwarding party's identification.

There is additionally provided in accordance with an embodiment of the present invention a cell phone module, including a modem for transmitting and receiving voice and data communications that are served by a cellular network operator, a connector for making electrical connection with a jacket having cordless phone functionality, when the cell phone module is attached to the jacket, and a controller (i) for executing programmed instructions for operating the modem, (ii) for transmitting data to and receiving data from the con-

nect, (iii) for automatically sending a notification to the cellular operator to activate call forwarding, thereby forwarding incoming phone calls intended for the cell phone module, to the jacket, when the cell phone module is attached to the jacket, and (iv) for automatically sending a notification to the cellular operator to cancel the call forwarding, when the cell phone module is subsequently detached from the jacket.

There is further provided in accordance with an embodiment of the present invention a method for automated call forwarding, including connecting a cell phone module with a phone system, automatically identifying a fixed line telephone number of the phone system, and automatically initiating call forwarding via a cellular network operator that serves the cell phone module, for calls to the cell phone module to be forwarded to the phone system, based on the identified fixed line telephone number.

BRIEF DESCRIPTION OF THE DRAWINGS

The present invention will be more fully understood and appreciated from the following detailed description, taken in conjunction with the drawings in which:

FIG. 1 is a prior art diagram of a combined DECT+cellular system for integrating a cordless phone and a cell phone;

FIG. 2 is a simplified diagram of a system for combining one or more cordless and cellular phone modules, in accordance with an embodiment of the present invention wherein the cellular phone modules attach to a cordless home base station;

FIG. 3 is a simplified flowchart of a method for combining one or more cordless and cellular phone modules, in accordance with an embodiment of the present invention wherein the cellular phone modules attach to a cordless home base station;

FIG. 4 is a simplified diagram of a system for combining one or more cordless phones and cell phone modules, in accordance with an embodiment of the present invention wherein the cellular phone modules attach to the cordless phones;

FIG. 5 is an illustration of a communication system with wireless communicators and jackets, constructed and operative in accordance with an embodiment of the present invention;

FIG. 6 is an illustration of a wireless communicator being attached to a jacket, in accordance with an embodiment of the present invention; and

FIG. 7 is a simplified block diagram of a wireless communicator and a jacket, in accordance with an embodiment of the present invention; and

FIG. 8 is a simplified flowchart of a method for combining one or more cordless phones and cellular phone modules, in accordance with an embodiment of the present invention wherein the cellular phone modules attach to cordless phone jackets.

DETAILED DESCRIPTION

Aspects of the present invention relate to an integrated cordless+cellular phone system that automatically forwards incoming calls for cell phone modules, over a fixed line network to cordless phones.

Embodiments of the present invention use (i) a home cordless system, including a home base station and one or more cordless phones, and (ii) one or more cell phone modules. The cell phone modules may be attached to and detached from the cordless system. In one embodiment the cell phone modules attach to and detach from the home base station, and in

5

another embodiment the cell phone modules attach to and detach from the cordless phones. In both embodiments, when a cell phone module is attached to the cordless system, a notification is automatically sent to the cellular network, and calls to the cell phone module are automatically forwarded to the home base station. Similarly, when the cell phone module is detached from the cordless system, another notification is automatically sent to the cellular network, and the call forwarding is cancelled.

Home cordless systems often include multiple cordless phones, for various members of the household. Additionally, the various members of the household often have their own cell phone modules. It may thus be appreciated that if multiple cell phone modules are simultaneously forwarded to the home base station, the base station must be able to determine, for each incoming call, for whom the call is intended. Otherwise, a member of the household may receive a call intended for another member, which is annoying.

Reference is now made to FIG. 2, which is a simplified diagram of a system for combining one or more cordless phones and cell phone modules, in accordance with an embodiment of the present invention wherein the cell phone modules attach to a cordless home base station. Shown in FIG. 2 are two cordless phones, designated **100a** and **100b**, used by two members of a household. Correspondingly, the two members have cell phone modules, designated **200a** and **200b**. The cordless phones are linked to a home base station, designated **300**. Home base station **300** includes two slots, designated **310a** and **310b**, for attaching respective cell phone modules **200a** and **200b**. In accordance with an embodiment of the present invention, slot **310a** is associated with cordless phone **100a**, and slot **310b** is associated with cordless phone **100b**.

Units **200a** and **200b** are referred to herein as “cell phone modules”, rather than “cell phones”, because these units may or may not be operative as standalone cell phones when detached from base station **300**. In some embodiments of the present invention, cell phone modules **200a** and **200b** are operative as standalone cell phones when detached from base station **300**. In other embodiments of the present invention, cell phone modules **200a** and **200b** are not operative as standalone cell phones when detached from base station **300**. In yet other embodiments of the present invention, one of cell phone modules **200a** and **200b** is operative as a standalone cell phone, and the other cell phone module is not operative as a standalone cell phone.

It will be appreciated by those skilled in the art that the system of FIG. 2 may accommodate more than two cordless phones and two cell phone modules, and that the use of two cordless phones and two cell phone modules is for purposes of illustration and exposition only.

When cell phone module **200a** is attached to home base station **300** via its slot **310a**, a notification is automatically sent to the cellular network, and incoming calls for cell phone module **200a** are automatically forwarded to home base station **300**. Similarly, when cell phone module **200b** is attached to its slot **310b**, incoming calls for cell phone module **200b** are automatically forwarded to home base station **300**.

When an incoming call is received by base station **300**, special logic within the base station determines to which member of the household the call is intended, and connects the call to the appropriate cordless phone **100a** or **100b**. In this regard, reference is now made to FIG. 3, which is a simplified flowchart of a method for combining one or more cordless phones and cell phone modules, in accordance with an embodiment of the present invention wherein the cell phone modules attach to a cordless home base station. At step **1010**

6

one or more subscribers attach one or more cell phone modules to respective slots in a cordless home base station. Each slot is associated with a corresponding cordless phone.

At step **1020** the one or more cell phone modules identify the fixed line phone number of the home base station. There are several ways in which the cell phone modules may identify the fixed line phone number at step **1020**. The fixed line phone number may have been entered manually into the cell phone modules’ memories. Alternatively, when each cell phone module is first attached to the home base station, the home base station may dial the cell phone module, manually or automatically, and the cell phone module may thus identify the home base station fixed line phone number through the calling line identification (CLI).

Upon attachment of the cell phone modules, notifications are automatically sent to the cellular operator at step **1030**, and call forwarding from the cell phone modules to the base station is activated. There are several ways in which call forwarding may be activated at step **1030**. Each cell phone module may automatically send a message to the cellular operator, as described in applicant’s co-pending patent application U.S. Ser. No. 12/237,399 entitled AUTOMATED CONSUMER ELECTRONICS DEVICE REPORTING. Alternatively, each cell phone module may automatically send a conventional call forwarding activation code.

Outgoing calls from the cordless phones are routed over the fixed line network, as is normally done for such calls. However, in accordance with an embodiment of the present invention, the subscriber may instruct the base station to route a call via the cellular network. Although cellular calls are generally more expensive than fixed line calls, it may nevertheless be of advantage to route outgoing calls via the cellular network in case, for example, the subscriber has unused free or discounted minutes remaining in a cellular monthly plan or such other incentive program. Thus at step **1040** an outgoing call is routed either via the fixed line network or the cellular network, according to the subscriber’s choice.

When an incoming call is made to one of the cell phone modules, the incoming call, together with the calling party’s calling line identification (CLI), is automatically forwarded to the home base station. For most operator networks, the CLI is transmitted along with the incoming call. At step **1050**, the base station scans the cell phone modules’ memories to search for the presence of the CLI in one or more of the cell phone modules’ contact lists.

If the CLI is found in one of the cell phone modules’ contact lists, then the incoming call is transmitted to the corresponding cordless phone at step **1060**. Moreover, the ring tone of the cell phone module is used as the ring tone for the corresponding cordless phone. Playing the ring tone of the cell phone module for the corresponding cordless phone is achieved by controlling the cell phone module to play its ring tone using the DECT as a speaker. Alternatively, each cell phone module’s ring tone may be synchronized with the corresponding cordless phone.

If the CLI is found in two or more of the cell phone modules’ contact lists, then the incoming call is transmitted to each of the two or more corresponding cordless phones at step **1060**. The ring tone of each of the two or more cell phone modules is used as the respective ring tone for each of the corresponding two or more cordless phones. If the CLI is not found in any of the cell phone modules’ contact lists, then the incoming call is routed to the cordless phones using the cordless phones’ default ring tones at step **1060**.

In another embodiment of the present invention, the DECT system answers the call and prompts the caller for an identifier, which is used to route the call to the appropriate cordless phone.

At step **1070**, one or more cell phone modules are detached from the base station. At step **1080**, the base station automatically sends one or more notifications to the appropriate cellular operators, and call forwarding for the cell phone modules is cancelled. As above, step **1080** may be performed by the one or more cell phone modules sending a message or a conventional call forwarding cancellation code to the cellular operator.

Some operators include an additional data field in the CLI, with a forwarding party's identification. Specifically, if caller A calls communicator B, and communicator B forwards the call to a DECT landline number, the DECT system may retrieve communicator B's ID, and thus forward the call to the appropriate cordless phone. Such a service is variously referred to as Dialed Number Identification Service (DNIS), as Direct Inward Dialing (DID), or as Direct Dial-In (DDI). DNIS is generally provided by telecommunications companies to corporate clients, which enables them to determine which telephone number was dialed by a customer. This is useful in determining how to answer an incoming call.

The forwarding party's identification may also be included in the Multiple Data Message Format (MDMF). When the home base station receives such an incoming call, the home base station identifies the cell phone module that was called, and connects the call to the corresponding cordless phone. In this embodiment, step **1050** is not necessary, and the incoming call is properly routed even if the caller CLI is not present in any of the contact lists.

For integrating the present invention with DNIS, the DECT system is provided with phone numbers of the various cell phone modules. Users may manually provide their cell phone numbers upon first connection. Alternatively, upon first connection a user is prompted to call the landline number, and the DECT system then uses the CLI of the incoming call to automatically identify the phone number of the calling cell phone module.

Reference is now made to FIG. 4, which is a simplified diagram of a system for combining one or more cordless phones and cell phone modules, in accordance with an embodiment of the present invention wherein the cell phone modules attach to the cordless phones. The system shown in FIG. 4 includes a cordless phone system, having a cordless phone **100** and a home base station **300**, and a cell phone module **200**.

In some embodiments of the present invention, cell phone module **200** attaches to a cordless phone jacket **250**. A jacket is defined herein to mean a device that provides an enhanced user interface for the cell phone module, and enriches the capabilities of the cell phone module. The cell phone module operates in conjunction with the jacket when attached thereto. As indicated hereinabove, the cell phone module may or may not also operate as a standalone device, depending on the specific embodiment of the present invention.

Reference is now made to FIG. 5, which is an illustration of a communication system with cell phone modules and jackets, constructed and operative in accordance with an embodiment of the present invention. Shown in FIG. 5 are cell phone modules, designated **400a-400c**, including 2.5G modules for a GSM network, 3G modules for a GSM network, and CDMA modules for a CDMA network. It will be appreciated by those skilled in the art that the networks illustrated in FIG. 5 are exemplary of a wide variety of networks and communication protocols that are supported by the cell phone modules of the

present invention, such networks and communication protocols including inter alia WiFi, Bluetooth and WiMax.

Also shown in FIG. 5 are jackets, designated **500a-500h**. In accordance with an embodiment of the present invention, each module **400a-400c** may be attached to any of jackets **500a-500h**, so as to operate in combination therewith. Cell phone modules **400a-400c** are substantially of the same form factor and, as such, are able to be attached to each of jackets **500a-500h**.

Reference is further made to FIG. 6, which is an illustration of a cell phone module **400** being attached to a jacket **500**, in accordance with an embodiment of the present invention. Jacket **500** as shown in FIG. 6 includes a hollow cavity at the top for inserting cell phone module **400** therein.

Reference is now made to FIG. 7, which is a simplified block diagram of cell phone module **400** and jacket **500**, in accordance with an embodiment of the present invention. Cell phone module **400** includes seven primary components, as follows: a controller **410**, a modem **420** for sending and receiving voice and data, a memory storage **440**, a power amplifier **460**, an antenna **470**, a connector **480** for connecting the module to jacket **500** when the module is attached thereto, and a subscriber identification module (SIM) **490**.

Controller **410** executes programmed instructions that control the data flow between cell phone module **400** and jacket **500**. Modem **420** controls the communication functionality of module **400**. Power amplifier **460** includes a radio frequency (RF) interface **465**, and is connected to antenna **470**.

Cell phone module **400** also includes two optional components; namely, a user interface **430** and a power management subsystem **450**.

User interface **430** includes a display screen **431** and a keypad **432**. User interface **430** may optionally include additional components (not shown) such as a microphone, a headset audio jack, an earpiece, a mono speaker or stereo speakers, and a vibrator. Power management subsystem **450** includes charging circuitry for charging a battery **455**.

In accordance with an embodiment of the present invention, the interface between controller **410** and storage **440**, and the interface between controller **410** and modem **420**, are both SD interfaces. The interface between controller **410** and connector **480** is a custom interface.

Jacket **500** includes four primary components, as follows: a controller **510**, a user interface **530**, a memory storage **540**, and a connector **580** for connecting the jacket to cell phone module **400** when module **400** is attached to the jacket. Jacket **500** may include an optional power management subsystem **550** and an optional battery **555**.

User interface **530** includes a display screen **531** and a keypad **532**. User interface **530** may optionally include additional components (not shown), such as a microphone, a headset audio jack, an earpiece, a mono speaker or stereo speakers, and a vibrator.

In accordance with an embodiment of the present invention, the interface between controller **510** and storage **540** is an SD interface. The interface between controller **510** and connector **580** is a custom interface.

Reference is now made to FIG. 8, which is a simplified flowchart of a method for combining one or more cordless phones and cellular phone modules, in accordance with an embodiment of the present invention wherein the cellular phone modules attach to cordless phone jackets. At step **1110** one or more subscribers attach one or more cell phone modules to corresponding one or more cordless phone jackets.

At step **1120** the one or more cell phone modules obtain the fixed line phone number of the cordless phone base station. There are several ways in which the cell phone modules may

identify the fixed line phone number at step 1120. The fixed line phone number may have been entered manually into the cell phone modules' memories. Alternatively, when each cell phone module is first attached to a cordless phone, the home base station may dial the cell phone module, manually or automatically, and the cell phone module may thus identify the home base station fixed line phone number through the calling line identification (CLI).

Upon attachment of the cell phone modules, notifications are automatically sent to the cellular operator at step 1130, and call forwarding from the cell phone modules to the base station is activated. There are several ways in which call forwarding may be activated at step 1130. Each cell phone module may automatically send a message to the cellular operator, as described in applicant's co-pending patent application U.S. Ser. No. 12/237,399 entitled AUTOMATED CONSUMER ELECTRONICS DEVICE REPORTING. Alternatively, each cell phone module may automatically send a conventional call forwarding activation code.

Outgoing calls from the cordless phones are routed over the fixed line network, as is normally done for such calls. However, in accordance with an embodiment of the present invention, the subscriber may instruct the base station to route a call via the cellular network. Although cellular calls are generally more expensive than fixed line calls, it may nevertheless be of advantage to route outgoing calls via the cellular network in case, for example, the subscriber has unused free or discounted minutes remaining in a cellular monthly plan or such other incentive program. Thus at step 1140 an outgoing call is routed either via the fixed line network or the cellular network, according to the subscriber's choice.

When an incoming call is made to one of the cell phone modules, the incoming call, together with the calling party's calling line identification (CLI), is automatically forwarded to the home base station. At step 1150, the base station scans the cell phone modules' memories to search for the presence of the CLI in one of more of the cell phone modules' contact lists.

If the CLI is found in one of the cell phone modules' contact lists, then the incoming call is transmitted to the cordless phone to whose jacket the cell phone module is attached, at step 1160. Moreover, the ring tone of the cell phone module is used as the ring tone for the cordless phone.

If the CLI is found in two or more of the cell phone modules' contact lists, then the incoming call is transmitted to the two or more cordless phones to whose jackets the two or more cell phone modules are attached, at step 1160. The ring tone of each of the two or more cell phone modules is used as the respective ring tone for each of the two or more cordless phones. If the CLI is not found in any of the cell phone modules' contact lists, then the incoming call is routed to the cordless phones using the cordless phones' default ring tones at step 1160.

At step 1170, one or more cell phone modules are detached from the cordless phone jackets. At step 1180 one or more notifications are automatically sent to the appropriate cellular operators, and call forwarding for the cell phone modules is cancelled. As above, step 1180 may be performed by the one or more cell phone modules sending messages or conventional call forwarding cancellation codes to the cellular operator.

In some embodiments of the present invention, both the caller CLI and the CLI of the number that was dialed by the caller, i.e., the cell phone number that the caller dialed, are provided with an incoming call. When the home base station receives such an incoming call, the home base station identifies the cell phone module that was called, and connects the

call to the corresponding cordless phone to whose jacket the cell phone module is attached. In this embodiment, step 1150 is not necessary, and the incoming call is properly routed even if the caller CLI is not present in any of the contact lists.

In the foregoing specification, the invention has been described with reference to specific exemplary embodiments thereof. It will, however, be evident that various modifications and changes may be made to the specific exemplary embodiments without departing from the broader spirit and scope of the invention as set forth in the appended claims. Accordingly, the specification and drawings are to be regarded in an illustrative rather than a restrictive sense.

What is claimed is:

1. An integrated cordless and cellular phone system, comprising:

a base station for a plurality of cordless phones, the base station being served by a land line telephone network operator and having a land line telephone number associated therewith, and the base station being able to route an incoming call to any specific one of the cordless phones, comprising:

a plurality of slots for physically inserting a plurality of cellular phone modules therein, the cellular phone modules being distinct from the cordless phones and being served by corresponding cellular network operators, wherein each of the plurality of slots is associated with a corresponding cordless phone, and wherein at least one of the cellular phone modules is operative as a standalone cell phone when it is detached from the base station; and

call routing circuitry (i) for identifying an incoming call to the land line telephone number associated with the base station as being intended for a specific one of the plurality of cellular phone modules, and (ii) for routing the incoming call to and only to the cordless phone that is associated with the slot to which the specific cellular phone module is attached.

2. The integrated cordless and cellular phone system of claim 1, wherein at least one of the cellular phone modules is not operative as a standalone cell phone when detached from the base station.

3. The integrated cordless and cellular phone system of claim 1, further comprising call forwarding circuitry (i) for automatically instructing the corresponding cellular network operator to activate call forwarding, thereby forwarding incoming phone calls intended for any given one of the cellular phone modules, to the base station, in response to the given cellular phone module being attached to the base station, and (ii) for automatically instructing the cellular network operator to deactivate the call forwarding, in response to the given cellular phone module being detached from the base station.

4. The integrated cordless and cellular phone system of claim 1, wherein said call routing circuitry routes an outgoing call made by a caller from one of the cordless phones to the cellular network, if instructed by the caller to do so, and routes the outgoing call to the land line telephone network otherwise.

5. An integrated cordless and cellular phone system, comprising:

a plurality of cordless phones coupled with a base station, each cordless phone comprising a slot for physically inserting a cellular phone module therein, the cellular phone modules being distinct from the cordless phones and being served by corresponding cellular network operators, and wherein at least one of the cellular phone

11

modules is operative as a standalone cell phone when it is detached from the base station; and
 a base station for said plurality of cordless phones, the base station being served by a land line telephone network operator and having a land line telephone number associated therewith, comprising call routing circuitry (i) for identifying an incoming call to the land line telephone number associated with the base station as being intended for a specific one of the cellular phone modules, and (ii) for routing the incoming call to and only to the cordless phone to which the specific cellular phone module is attached.

6. The integrated cordless and cellular phone system of claim 5, wherein at least one of the cellular phone modules is not operative as a standalone cell phone when detached from the base station.

7. The integrated cordless and cellular phone system of claim 5 further comprising call forwarding circuitry (i) for automatically instructing the corresponding cellular network operator to activate call forwarding, thereby forwarding incoming phone calls intended for any given one of the cellular phone modules, to the base station, in response to the given cellular phone module being attached to the base station, and (ii) for automatically instructing the cellular network operator to deactivate the call forwarding, in response to the given cellular phone module being detached from the base station.

8. The integrated cordless and cellular phone system of claim 5, wherein said call routing circuitry routes an outgoing call made by a caller from one of the cordless phones to the cellular network, if instructed by the caller to do so, and routes the outgoing call to the land line telephone network otherwise.

9. The integrated cordless and cellular phone system of claim 1 wherein said base station receives a calling line identification (CLI) for an incoming call from the land line telephone network operator, wherein the plurality of cellular phone modules include memories that store respective contact lists, and wherein said call routing circuitry searches for the presence of the CLI in the contact lists.

12

10. The integrated cordless and cellular phone system of claim 1 wherein said base station prompts a caller to enter an identifier for the cellular phone module being called.

11. The integrated cordless and cellular phone system of claim 1 wherein said base station receives a calling line identification (CLI) for an incoming call from the land line telephone network operator, the CLI including a dialed number identification.

12. The integrated cordless and cellular phone system of claim 11 wherein said base station receives the CLI from a Dialer Number Identification Service.

13. The integrated cordless and cellular phone system of claim 5 wherein said base station receives a dialed number identification for an incoming call within a Multiple Data Message Format.

14. The integrated cordless and cellular phone system of claim 5 wherein said base station receives a calling line identification (CLI) for an incoming call from the land line telephone network operator, wherein the plurality of cellular phone modules include memories that store respective contact lists, and wherein said call routing circuitry searches for the presence of the CLI in the contact lists.

15. The integrated cordless and cellular phone system of claim 5 wherein said base station prompts a caller to enter an identifier for the cellular phone module being called.

16. The integrated cordless and cellular phone system of claim 5 wherein said base station receives a calling line identification (CLI) for an incoming call from the land line telephone network operator, the CLI including a dialed number identification.

17. The integrated cordless and cellular phone system of claim 16 wherein said base station receives the CLI from a Dialer Number Identification Service.

18. The integrated cordless and cellular phone system of claim 5 wherein said base station receives a dialed number identification for an incoming call within a Multiple Data Message Format.

* * * * *